

AC/DC AIR PUMP



CP-001



CP-001S
Without battery



CP-100A



CP-100B



CP-200A



CP-200B



CP-101



CP-201



CP-202



CP-402



CP-402X



CP-602

Model	Voltage	Frequency	Power	Max pressure	Output	Battery capacity	Cable length	Weight	Dimensions(LxWxH)
CP-001	DC5V	/	0.8W	0.012MPa	1.2L/min	3.7V 1200mAh	0.5m	0.22kg	82×82×59mm
CP-001S	DC5V	/	0.8W	0.012MPa	1.2L/min	/	0.5m	0.17kg	87×55×47mm
CP-100A/B	DC5V	/	1.5W	0.015MPa	1.5L/min	3.7V 1500mAh/2600mAh	1m	0.4kg	128×75×44.5mm
CP-200A/B	DC5V	/	3W	0.017MPa	2x1.5L/min	3.7V 4400mAh/6200mAh	1m	0.5kg	145×82×50mm
CP-101	110V-240V	50Hz/60Hz	1W	0.01MPa	1.5L/min	3.7V 2200mAh	1.5m	0.6kg	99×99×55mm
CP-201	110V-240V	50Hz/60Hz	1.5W	0.012MPa	5.0L/min	3.7V 4400mAh	2m	0.75kg	116×116×66mm
CP-202	110V-240V	50Hz/60Hz	1.5W	0.012MPa	2x2.5L/min	3.7V 4400mAh	2m	0.95kg	116×116×62mm
CP-402/X	110V-240V	50Hz/60Hz	1.5W	0.016MPa	2x3.5L/min	3.7V 4400mAh/8000mAh	2m	1.2kg/1.3kg	137×137×87mm
CP-602	110V-240V	50Hz/60Hz	1.5W	0.016MPa	2x1L/min	3.7V 2600mAh	1.5m	0.26kg	115×85×49mm



CP-70



CP-80



CP-120



CP-180

Model	Voltage	Power	Max pressure	Output	Battery capacity	Cable length	Weight	Dimensions(LxWxH)
CP-70	220-240V/50-60Hz	85W	0.022MPa	75L/min	12V 12Ah	1.7m	9.6kg	256×225×335mm
CP-80	220-240V/50-60Hz	95W	0.024MPa	80L/min	24V 8Ah	1.7m	10.5kg	256×225×335mm
CP-120	220-240V/50-60Hz	115W	0.028MPa	100L/min	24V 12Ah	1.8m	16kg	368×269×337mm
CP-180	220-240V/50-60Hz	165W	0.035MPa	185L/min	36V 12Ah	1.8m	20kg	368×269×337mm



Model	Voltage	Power	Max pressure	Output	Cable length	Weight	Dimensions(LxWxH)
CRP-600	220V/50Hz	8.5W	0.012MPa	4×3L/min	1.4m	1.0kg	210×146×165mm

AIR PUMP



JT-202S



JT-203S



JT-301



JT-302



JT-303

Model	Voltage	Frequency	Power	Max pressure	Output	Outlet	Cable length	Weight	Dimensions(LxWxH)
JT-202S	DC 5V	/	1.5W	0.016MPa	2x1L/min	2	1.2m	0.4kg	122×82×40mm
JT-203S	DC 5V	/	2W	0.015MPa	2x2L/min	2	1.2m	0.45kg	130×87×55mm
JT-301	110V/220V/240V	50Hz/60Hz	0.5W	0.01MPa	0.8L/min	1	1.2m	0.16kg	81×53×46mm
JT-302	110V/220V/240V	50Hz/60Hz	1W	0.012MPa	1L/min	1	1.2m	0.23kg	96×58×57mm
JT-303	110V/220V/240V	50Hz/60Hz	4W	0.015MPa	2x2L/min	2	1.2m	0.34kg	114×72×63.5mm

AIR PUMP



CQ-800D



CQ-1000D

Model	Voltage	Power	Max pressure	Output	Outlet	Dimensions(LxWxH)
CQ-800D	220-240V/50Hz	5W	0.02MPa	12L/min	2	170×120×108mm
CQ-1000D	220-240V/50Hz	10W	0.03MPa	16L/min	2	170×120×108mm

MAGNETIC VIBRATION AIR PUMP



CXP-60



CXP-80



CXP-100



CXP-120

Model	Voltage	Power	Max pressure	Output	Outlet	Cable length	Weight	Dimensions(LxWxH)
CXP-60	220-240V/50Hz	30W	0.028MPa	70L/min	1	5m	4.5kg	235×190×132mm
CXP-80	220-240V/50Hz	40W	0.032MPa	90L/min	1	5m	4.5kg	235×190×132mm
CXP-100	220-240V/50Hz	50W	0.04MPa	110L/min	1	5m	4.7kg	235×190×132mm
CXP-120	220-240V/50Hz	60W	0.044MPa	120L/min	1	5m	4.7kg	235×190×132mm

AIR PUMP



YQT-60



YQT-120

Model	Voltage	Frequency	Power	Max pressure	Output	Outlet	Cable length	Weight	Dimensions(LxWxH)
YQT-60	110V/220V/240V	50Hz/60Hz	5W	0.028MPa	6L/min	1	1.5m	0.8kg	170×105×85mm
YQT-120	110V/220V/240V	50Hz/60Hz	8W	0.022MPa	2x5.5L/min	2	1.5m	0.95kg	190×110×90mm



CQ-100/200



CQ-800/1000



CQ-800B/1000B



CQ-2000/3000



CQ-2000B

Model	Voltage	Power	Max pressure	Output	Outlet	Cable length	Dimensions(LxWxH)
CQ-100	220-240V/50Hz	3.8W	0.018Mpa	1.7L/min	1	2m	148×82×75mm
CQ-200	220-240V/50Hz	4W	0.02MPa	3.3L/min	2	2m	148×82×75mm
CQ-800	220-240V/50Hz	5W	0.02MPa	12L/min	2	1.8m	156×128×111mm
CQ-1000	220-240V/50Hz	10W	0.03MPa	16L/min	2	1.8m	156×128×111mm
CQ-2000	220-240V/50Hz	12W	0.03MPa	20L/min	1	1.8m	183×129×121mm
CQ-3000	220-240V/50Hz	16W	0.03MPa	30L/min	1	1.9m	240×168×111mm
CQ-800B	100-240V/50-60Hz	5W	0.02MPa	12L/min	2	1.5m	156×128×111mm
CQ-1000B	100-240V/50-60Hz	8W	0.03MPa	16L/min	2	1.5m	156×128×111mm
CQ-2000B	100-240V/50-60Hz	12W	0.03MPa	20L/min	1	1.5m	183×129×121mm

Note: B series is AC/DC with controller.



CAP-10



CAP-20



CAP-30



CAP-50



CAP-60



CAP-100/120

Model	Voltage	Power	Max pressure	Output	Applicable pond volume	Outlet	Cable length	Dimensions(LxWxH)
CAP-10	220-240V/50Hz	4W	0.016MPa	5L/min	3m ³	1	3m	225×114×95mm
CAP-20	220-240V/50Hz	8W	0.024MPa	13L/min	8m ³	2	3m	198×114×110mm
CAP-30	220-240V/50Hz	12W	0.025MPa	18L/min	12m ³	1-to-4	3m	226×126×116mm
CAP-50	220-240V/50Hz	16W	0.03MPa	30L/min	18m ³	1-to-6	5m	239×168×110mm
CAP-60	220-240V/50Hz	30W	0.03MPa	50L/min	30m ³	1-to-8	5m	251×179×115mm
CAP-100	220-240V/50Hz	70W	0.035MPa	100L/min	60m ³	1-to-16	2m	282×238.5×235mm
CAP-120	220-240V/50Hz	90W	0.038MPa	120L/min	72m ³	1-to-16	2m	282×238.5×235mm

AIR PUMP



CIP-30
(Air output unadjustable)

CIP-50

CIP-100

CIP-200

CIP-400

Model	Voltage	Power	Max pressure	Output	Outlet	Cable length	Dimensions(LxWxH)
CIP-30	220-240V/50Hz	1W	0.008MPa	1L/min	1	0.5m	87×55×47mm
CIP-50	220-240V/50Hz	3W	0.01MPa	1.5L/min	1	1.1m	123×63×54.5mm
CIP-100	220-240V/50Hz	3W	0.012MPa	1.5L/min	1	1.2m	134×70×66mm
CIP-200	220-240V/50Hz	3.5W	0.015MPa	2x1.5L/min	2	1.2m	134×70×66mm
CIP-400	220-240V/50Hz	5W	0.02MPa	2x2.5L/min	2	1.4m	190×90×72mm



CT-100
(Air output unadjustable)

CT-101

CT-101B

CT-201

CT-202

CT-402

CT-404

Model	Voltage	Power	Max pressure	Output	Outlet	Cable length	Dimensions(LxWxH)
CT-100	220-240V/50Hz	2.8W	0.012MPa	1.2L/min	1	0.45m	87×55×47mm
CT-101	220-240V/50Hz	3W	0.015MPa	1.5L/min	1	1.2m	125×63×52mm
CT-101B	220-240V/50Hz	3.5W	0.016MPa	2.5L/min	1	1.2m	125×63×52mm
CT-201	220-240V/50Hz	4W	0.012MPa	1.5L/min	1	1.2m	133×70×66mm
CT-202	220-240V/50Hz	4W	0.015MPa	2x1.5L/min	2	1.2m	133×70×66mm
CT-402	220-240V/50Hz	5W	0.02MPa	2x2.8L/min	2	1.4m	173×80×70mm
CT-404	220-240V/50Hz	8W	0.016MPa	4x2.8L/min	4	1.4m	173×160×70mm

MAGNETIC VIBRATION AIR PUMP



YT-301

YT-301C

YT-302

YT-302C

YT-304

YT-502

Model	Voltage	Power	Max pressure	Output	Cable length	Weight	Dimensions(LxWxH)
YT-301	110-240V/50-60Hz	2.5W	0.012MPa	1.5L/min	1.1m	0.27kg	105×70×55mm
YT-301C	110-240V/50-60Hz	3.0W	0.012MPa	1.5L/min	1.1m	0.29kg	135×70×55mm
YT-302	110-240V/50-60Hz	2.5W	0.015MPa	2x1.5L/min	1.1m	0.29kg	105×70×55mm
YT-302C	110-240V/50-60Hz	3.0W	0.015MPa	2x1.5L/min	1.1m	0.31kg	135×70×55mm
YT-304	110-240V/50-60Hz	8.5W	0.013MPa	4x4.5L/min	1.4m	0.93kg	198×145×96mm
YT-502	110-240V/50-60Hz	4.5W	0.013MPa	2x1.5L/min	1.4m	0.5kg	165×86×77mm

OUTDOOR AIR PUMP



CAD-10



CAD-20

Model	Voltage	Power	Max pressure	Output	Lithium Battery	Cable length	Dimensions(LxWxH)
CAD-10	100-240V/50-60Hz	5W	0.02MPa	12L/min	7.4V 8000mAh	3m	250×150×130mm
CAD-20	100-240V/50-60Hz	10W	0.03MPa	16L/min	7.4V 8000mAh	3m	250×150×130mm

ELECTROMAGNETIC AIR PUMP



DY-20-A



DY-30-A



DY-50-A



DY-20-B



DY-30-B



DY-50-B



HDY-20



HDY-30

Model	Voltage	Frequency	Power	Rated pressure	Max pressure	Output	Weight	Dimensions(LxWxH)
DY-20-A	110V/220V/240V	50Hz/60Hz	8W	10kPa	25kPa	20L/min	1.0kg	129×117×67mm
DY-30-A	110V/220V/240V	50Hz/60Hz	16W	10kPa	30kPa	30L/min	1.4kg	151.5×130×76mm
DY-50-A	110V/220V/240V	50Hz/60Hz	25W	12kPa	32kPa	50L/min	1.7kg	159×146×87mm
DY-20-B	110V/220V/240V	50Hz/60Hz	8W	10kPa	25kPa	20L/min	1.0kg	129×117×67mm
DY-30-B	110V/220V/240V	50Hz/60Hz	16W	10kPa	30kPa	30L/min	1.4kg	131.5×130×76mm
DY-50-B	110V/220V/240V	50Hz/60Hz	25W	12kPa	32kPa	50L/min	1.7kg	133.5×146×87mm
HDY-20	110V/220V/240V	50Hz/60Hz	8W	10kPa	25kPa	20L/min	1.2kg	175×142×103mm
HDY-30	110V/220V/240V	50Hz/60Hz	16W	10kPa	30kPa	30L/min	2.5kg	200×166.5×110mm



HJZ-30



HJZ-80

Model	Voltage	Power	Rated pressure	Max pressure	Output	Weight	Dimensions(LxWxH)
HJZ-30	DC12V	12W	<10kpa	25kPa	20L/min	3.0kg	268×200×141mm
HJZ-80	DC24V	35W	<15kpa	30kPa	80L/min	6.5kg	318×240×165mm

ELECTROMAGNETIC AIR PUMP



HJA-20



HJA-30



HJA-50



HJA-80

Model	Voltage	Frequency	Power	Rated pressure	Max pressure	Output	Weight	Dimensions(LxWxH)
HJA-20	110V/220V/240V	50Hz/60Hz	10W	10kPa	25kPa	20L/min	1.7kg	220×140×135mm
HJA-30	110V/220V/240V	50Hz/60Hz	16W	10kPa	30kPa	30L/min	2.5kg	237×152×142mm
HJA-50	110V/220V/240V	50Hz/60Hz	30W	12kPa	32kPa	60L/min	3.6kg	260×170×162mm
HJA-80	110V/220V/240V	50Hz/60Hz	48W	15kPa	38kPa	80L/min	4.2kg	282×186×188mm



HJB-50



HJB-80



HJB-100



HJB-120



HJB-150



HJB-200



HJB-280



HJB-350



HJB-400



HJB-550



HJB-650

Model	Voltage	Frequency	Power	Rated pressure	Max pressure	Output	Weight	Dimensions(LxWxH)
HJB-50	110V/220V/240V	50Hz/60Hz	30W	12kPa	32kPa	60L/min	4.4kg	217×166×181mm
HJB-80	110V/220V/240V	50Hz/60Hz	48W	15kPa	38kPa	80L/min	5.5kg	226×174×179mm
HJB-100	110V/220V/240V	50Hz/60Hz	65W	15kPa	42kPa	100L/min	6.5kg	238×186×200mm
HJB-120	110V/220V/240V	50Hz/60Hz	80W	15kPa	45kPa	120L/min	6.8kg	238×186×200mm
HJB-150	110V/220V/240V	50Hz/60Hz	105W	20kPa	45kPa	170L/min	7.0kg	238×186×215mm
HJB-200	110V/220V/240V	50Hz/60Hz	150W	20kPa	48kPa	200L/min	10kg	276×205×238mm
HJB-280	110V/220V/240V	50Hz/60Hz	230W	20kPa	50kPa	280L/min	12.8kg	297×232×249mm
HJB-350	110V/220V/240V	50Hz/60Hz	300W	20kPa	53kPa	350L/min	13kg	297×232×249mm
HJB-400	110V/220V/240V	50Hz/60Hz	300W	20kPa	48kPa	400L/min	21kg	420×277×270mm
HJB-550	110V/220V/240V	50Hz/60Hz	420 W	20kPa	50kPa	550L/min	24kg	420×277×270mm
HJB-650	110V/220V/240V	50Hz/60Hz	500W	20kPa	53kPa	650L/min	25kg	420×277×270mm

AIR PUMP



YL-40



YL-20



YL-50



YL-30

Model	Voltage	Frequency	Power	Max pressure	Vacuum	Output	Dimensions(LxWxH)
YL-40/20	AC110V/220V	50Hz/60Hz	17W	21kPa	-20kPa	50L/min	119×136.5×97.6mm
YL-50/30	AC110V/220V	50Hz/60Hz	27W	30kPa	-26kPa	60L/min	119×136.5×97.6mm

SOLAR ENERGY ELECTROMAGNETIC AIR PUMP



Model	Voltage	Rated current	Power	Rated pressure	Max pressure	Output	Weight	Dimensions(LxWxH)
HJA-30Z-12(SOLAR ENERGY)	DC 12V/24V	1.8A	16W	10kPa	25kPa	30L/min	2.5kg	237×152×147mm
HJA-50Z-12(SOLAR ENERGY)	DC 12V/24V	2.8A	20W	10kPa	28kPa	60L/min	3.6kg	260×170×162mm
HJA-80Z-24(SOLAR ENERGY)	DC 24V	2.8A	32W	15kPa	30kPa	70L/min	4.2kg	282×186×188mm



Model	Voltage	Rated current	Power	Rated pressure	Max pressure	Output	Weight	Dimensions(LxWxH)
HJB-50Z-12	DC 12V/24V	2.8A	20W	10kPa	28kPa	60L/min	4.4kg	217×205×181mm
HJB-80Z-24	DC 24V	2.8A	32W	15kPa	30kPa	80L/min	5.5kg	226×229×189mm
HJB-100Z-24	DC 24V	3.3A	55W	15kPa	38kPa	65L/min	6.5kg	238×241×200mm
HJB-120Z-24	DC 24V	3.6A	65W	15kPa	40kPa	80L/min	6.8kg	238×241×216mm

ELECTROMAGNETIC AIR PUMP



Model	Voltage	Frequency	Power	Max pressure	Output	Weight	Dimensions(LxWxH)
ACO-001	110V/220V/240V	50Hz/60Hz	20W	0.016Mpa	20L/min	1.0kg	156×82×104mm
ACO-002	110V/220V/240V	50Hz/60Hz	35W	0.03Mpa	40L/min	1.2kg	161×94×112mm
ACO-003	110V/220V/240V	50Hz/60Hz	45W	0.03Mpa	50L/min	1.6kg	181×94×118mm
ACO-004	110V/220V/240V	50Hz/60Hz	55W	0.035Mpa	60L/min	2.4kg	198×99×132mm
ACO-005	110V/220V/240V	50Hz/60Hz	80W	0.035Mpa	70L/min	2.8kg	212×99×132mm
ACO-006	110V/220V/240V	50Hz/60Hz	105W	0.04Mpa	85L/min	3.3kg	223×101×152mm
ACO-007	110V/220V/240V	50Hz/60Hz	120W	0.04Mpa	90L/min	3.8kg	248×101×152mm
ACO-008	110V/220V/240V	50Hz/60Hz	138W	0.04Mpa	100L/min	4.5kg	259×135×167mm
ACO-012	110V/220V/240V	50Hz/60Hz	185W	0.042Mpa	150L/min	4.8kg	278×136×171mm
ACO-818	110V/220V/240V	50Hz/60Hz	385W	0.05Mpa	300L/min	6.5kg	305×155×188mm
ACO-016	110V/220V/240V	50Hz/60Hz	520W	0.05Mpa	450L/min	8.8kg	340×170×202mm



WHIRL CHARGING AIR PUMP

Model	Voltage	Frequency	Power	Output	H-max
HG-TS-4000	380V/50Hz	9.1A	2.0-4.0kW	33kPa	400m ³ /h
Tube diameter	Cable length	Weight	Dimensions(LxWxH)		
<22kPa	2000-5800r/min	<1.5m	400×360×410mm		



STACKED BLOW/DRAW AIR PUMP



HD-30-S



HD-30-X

Model	Power	Vacuum	Output	Weight	Dimensions(LxWxH)
HD-30-S	22KW-37KW	-23kPa	3800m ³ /h	120kg	851×660×539mm
HD-30-X	22KW-37KW	-23kPa	3800m ³ /h	120kg	851×660×539mm

STACKED BLOW/DRAW AIR PUMP

Features

- Centrifugal vanes make high pressure , great outflow and low noise.
- High quality engine ensures safe and steady effect.
- Non-oil lubricating design to produce purer compressed air.



HG-090~200



HG-250



HG-370



HG-750



HG-1100



HG-1500



HG-2200



HG-3800



HG-5500/7500

Model	Voltage	Frequency	Rated current	Pressure	Vacuum	Output	Pressure	Weight	Dimensions(LxWxH)
HG-090	110V/220V/380V	50Hz/60Hz	90W	7.5kPa	-5kPa	12m ³ /h	<5KPa	4.7kg	176×206×215mm
HG-120	110V/220V/380V	50Hz/60Hz	120W	7.5kPa	-5kPa	12m ³ /h	<6KPa	4.7kg	176×206×215mm
HG-180	110V/220V/380V	50Hz/60Hz	180W	9kPa	-6.5kPa	18m ³ /h	<7KPa	5.8kg	197×226×233mm
HG-200	110V/220V/380V	50Hz/60Hz	200W	9kPa	-6.5kPa	19m ³ /h	<7KPa	6.5kg	227×226×228mm
HG-250	110V/220V/380V	50Hz/60Hz	250W	10.78kPa	-9kPa	26.5m ³ /h	<9KPa	9kg	245×238×241mm
HG-370	110V/220V/380V	50Hz/60Hz	370W	11.76kPa	-9kPa	54m ³ /h	<10KPa	12kg	379×250×259mm
HG-750	110V/220V/380V	50Hz/60Hz	750W	14.7kPa	-11kPa	75m ³ /h	<12KPa	14kg	294×286×305mm
HG-1100	220V/380V	50Hz/60Hz	1100W	17.6kPa	-16kPa	180m ³ /h	<14KPa	22/20kg	330×326×355mm
HG-1500	220V/380V	50Hz/60Hz	1500W	22kPa	-18kPa	200m ³ /h	<13KPa	32kg	345×365×390mm
HG-2200	220V/380V	50Hz/60Hz	2200W	24.5kPa	-22kPa	210m ³ /h	<20KPa	45kg	422×388×424mm
HG-3800	220V/380V	50Hz/60Hz	3000W	30kPa	-22kPa	300m ³ /h	<21KPa	64.5kg	430×424×480mm
HG-5500	220V/380V	50Hz/60Hz	5500W	45kPa	-28kPa	450m ³ /h	<25KPa	72kg	492×458×500mm
HG-7500	220V/380V	50Hz/60Hz	7500W	55kPa	-35kPa	470m ³ /h	<30KPa	75kg	492×458×500mm

WHIRL CHARGING AIR PUMP

Features

- Centrifugal circulation design, with high pressure and large air volume.
- Airflow buffer design, lower noise. Small starting torque, stable and reliable operation process.
- The power configuration range is wide, and the product has a long service life.



Model	Voltage	Frequency	Rated current	Pressure	Vacuum	Output	Pressure	Weight	Dimensions(LxWxH)
HG-090-C	110V/220V/380V	50Hz/60Hz	90W	7.5kPa	-5kPa	18m ³ /h	<6kPa	4.7kg	248×198×224mm
HG-120-C	110V/220V/380V	50Hz/60Hz	120W	7.5kPa	-5kPa	21m ³ /h	<6kPa	4.7kg	248×198×224mm
HG-180-C	110V/220V/380V	50Hz/60Hz	180W	9kPa	-6.5kPa	26m ³ /h	<7kPa	5.8kg	263×219×243mm
HG-250-C	110V/220V/380V	50Hz/60Hz	250W	12kPa	-10kPa	35m ³ /h	<8.5kPa	9kg	265×228×248mm
HG-370-C	110V/220V/380V	50Hz/60Hz	370W	12kPa	-11kPa	60m ³ /h	<10kPa	12kg	279×240×266mm
HG-550-C	110V/220V/380V	50Hz/60Hz	550W	15kPa	-12kPa	95m ³ /h	<10kPa	13kg	294×288×315mm
HG-750-C	110V/220V/380V	50Hz/60Hz	750W	18kPa	-14kPa	110m ³ /h	<12kPa	14kg	294×288×315mm
HG-1100-C	220V/380V	50Hz/60Hz	1100W	22kPa	-18kPa	165m ³ /h	<16kPa	20kg	332×328×358mm
HG-1500-C	220V/380V	50Hz/60Hz	1500W	25kPa	-18kPa	210m ³ /h	<13kPa	25kg	345×360×371mm
HG-2200-C	220V/380V	50Hz/60Hz	2200W	33kPa	-26kPa	260m ³ /h	<20kPa	35kg	400×385×415mm
HG-3000-C	220V/380V	50Hz/60Hz	3000W	35kPa	-26kPa	280m ³ /h	<24kPa	38kg	410×392×404mm
HG-3800-C	220V/380V	50Hz/60Hz	3800W	36kPa	-24kPa	330m ³ /h	<20kPa	48kg	472×418×453mm
HG-4000-C	220V/380V	50Hz/60Hz	4000W	36kPa	-26kPa	350m ³ /h	<22kPa	50kg	472×418×453mm
HG-5500-C	220V/380V	50Hz/60Hz	5500W	45kPa	-28kPa	450m ³ /h	<25kPa	80kg	495×400×490mm
HG-7500-C	220V/380V	50Hz/60Hz	7500W	55kPa	-35kPa	470m ³ /h	<30kPa	87kg	560×535×560mm

WHIRL CHARGING AIR PUMP



HG-750-C2



HG-1100-C2



HG-1500-C2



HG-2200-C2



HG-3000-C2



HG-3800-C2



HG-4000-C2



HG-5500-C2

Model	Voltage	Frequency	Rated current	Pressure	Vacuum	Output	Pressure	Weight	Dimensions(LxWxH)
HG-750-C2	110V/220V/380V	50Hz/60Hz	750W	20kPa	-16kPa	110m ³ /h	<12kPa	14kg	306×288×315mm
HG-1100-C2	220V/380V	50Hz/60Hz	1100W	26kPa	-20kPa	135m ³ /h	<18kPa	19kg	329×320×390mm
HG-1500-C2	220V/380V	50Hz/60Hz	1500W	28kPa	-22kPa	180m ³ /h	<18kPa	25kg	338×328×357mm
HG-2200-C2	220V/380V	50Hz/60Hz	2200W	30kPa	-24kPa	240m ³ /h	<20kPa	28kg	392×362×372mm
HG-3000-C2	220V/380V	50Hz/60Hz	3000W	35kPa	-25kPa	260m ³ /h	<25kPa	36kg	425×384×400mm
HG-3800-C2	220V/380V	50Hz/60Hz	3800W	36kPa	-26kPa	280m ³ /h	<26kPa	38kg	410×392×404mm
HG-4000-C2	220V/380V	50Hz/60Hz	4000W	38kPa	-28kPa	280m ³ /h	<28kPa	45kg	415×392×404mm
HG-5500-C2	220V/380V	50Hz/60Hz	5500W	50kPa	-35kPa	380m ³ /h	<28kPa	58kg	486×418×453mm



HG-3000S-B



HG-4000S-B



HG-4000S2-B



HG-5000S-B

Model	Power	Pressure	Speed	Output	Pressure	Weight	Dimensions(LxWxH)
HG-3000S-B	3000W	75kPa	3000-3600r/min	260m ³ /h	<40kPa	28kg	1124×601×450mm
HG-4000S-B	4000W	90kPa	3000-3600r/min	385m ³ /h	<35kPa	32kg	1124×601×487mm
HG-4000S2-B	5500W	90kPa	3000-3600r/min	460m ³ /h	<25kPa	38kg	1124×601×487mm
HG-5000S-B	7500W	90kPa	3000-3600r/min	600m ³ /h	<46kPa	38kg	1124×601×487mm



HG-750-S



HG-1100-S



HG-1500-S



HG-2200-S



HG-3000-S



HG-4000-S



HG-5500-S



HG-7500-S



HG-8500-S



HG-3000-SG1



HG-3000-S2



HG-4000-S2/5000-S2



HG-7500-S2



HG-5500-S-D



HG-7500-S2-D



HG-2200-3S



HG-3000-3S



HG-4000-3S/5500-3S



HG-7500-3S



SG-2200-S

Model	Voltage	Frequency	Rated current	Pressure	Vacuum	Output	Pressure	Weight	Dimensions(LxWxH)
HG-750-S	110V/220V/380V	50Hz/60Hz	750W	30kPa	-25kPa	88m ³ /h	<26kPa	20kg	315×300×275mm
HG-1100-S	220V/380V	50Hz/60Hz	1100W	40kPa	-30kPa	122m ³ /h	<25kPa	23kg	377×566×314mm
HG-1500-S	220V/380V	50Hz/60Hz	1500W	50kPa	-34kPa	140m ³ /h	<25kPa	28kg	410×322×315mm
HG-2200-S	380V	50Hz/60Hz	2200W	52kPa	-34kPa	155m ³ /h	<30kPa	31kg	428×372×340mm
HG-3000-S	380V	50Hz/60Hz	3000W	55kPa	-34kPa	200m ³ /h	<40kPa	38kg	473×380×365mm
HG-4000-S	380V	50Hz/60Hz	4000W	75kPa	-40kPa	320m ³ /h	<35kPa	51kg	510×426×408mm
HG-5500-S	380V	50Hz/60Hz	5500W	80kPa	-50kPa	320m ³ /h	<46kPa	65kg	652×426×408mm
HG-7500-S	380V	50Hz/60Hz	7500W	75kPa	-50kPa	590m ³ /h	<38kPa	78kg	594×830×468mm
HG-8500-S	380V	50Hz/60Hz	8500W	85kPa	-52kPa	600m ³ /h	<40kPa	81kg	594×595×468mm
HG-3000-SG1	380V	50Hz/60Hz	3000W	55kPa	-34kPa	200m ³ /h	<40kPa	40kg	602×372×470mm
HG-3000-S2	380V	50Hz/60Hz	3000W	68kPa	-38kPa	320m ³ /h	<28kPa	48kg	510×640×408mm
HG-4000-S2	380V	50Hz/60Hz	4000W	75kPa	-40kPa	390m ³ /h	<28kPa	52kg	520×426×408mm
HG-5500-S2	380V	50Hz/60Hz	5500W	85kPa	-50kPa	405m ³ /h	<35kPa	67kg	520×426×408mm
HG-7500-S2	380V	50Hz/60Hz	7500W	85kPa	-50kPa	320m ³ /h	<50kPa	88kg	685×694×408mm
HG-5500-S-D	380V	50Hz/60Hz	5500W	85kPa	-50kPa	405m ³ /h	<35kPa	67kg	685×694×408mm
HG-7500-S2-D	380V	50Hz/60Hz	7500W	85kPa	-50kPa	415m ³ /h	<40kPa	89.5kg	685×694×408mm
HG-2200-3S	380V	50Hz/60Hz	2200W	75kPa	-50kPa	180m ³ /h	<30kPa	38kg	530×422×340mm
HG-3000-3S	380V	50Hz/60Hz	3000W	80kPa	-50kPa	220m ³ /h	<40kPa	55kg	584×415×415mm
HG-4000-3S	380V	50Hz/60Hz	4000W	110kPa	-60kPa	300m ³ /h	<25kPa	60kg	656×466×460mm
HG-5500-3S	380V	50Hz/60Hz	5500W	120kPa	-70kPa	320m ³ /h	<46kPa	75kg	690×466×460mm
HG-7500-3S	380V	50Hz/60Hz	7500W	125kPa	-75kPa	320m ³ /h	<55kPa	78kg	690×466×460mm
SG-2200-S	380V	50Hz/60Hz	2200W	138kPa	-46kPa	120m ³ /h	<46kPa	40kg	567×385×397mm

WHIRL CHARGING AIR PUMP



PG-120



PG-180



PG-250



PG-370



PG-550



PG-750



PG-1100



PG-1500



PG-2200



PG-3000



PG-3000-D



PG-4000



PG-4000-D



PG-5500



PG-5500-D



PG-7500



PG-7500-D



PG-8500

Model	Voltage	Frequency	Rated current	Pressure	Vacuum	Output	Pressure	Weight	Dimensions(LxWxH)
PG-120	110V/220V/380V	50Hz/60Hz	120W	7.5kPa	-5kPa	21m ³ /h	<6kPa	6.0kg	209×200×220mm
PG-180	110V/220V/380V	50Hz/60Hz	180W	9kPa	-6.5kPa	26m ³ /h	<7kPa	6.8kg	212×219×239mm
PG-250	110V/220V/380V	50Hz/60Hz	250W	12kPa	-10kPa	35m ³ /h	<8.5kPa	8.5kg	232×228×247mm
PG-370	110V/220V/380V	50Hz/60Hz	370W	15kPa	-11kPa	64m ³ /h	<10kPa	10kg	256×243×247mm
PG-550	110V/220V/380V	50Hz/60Hz	550W	16kPa	-13kPa	95m ³ /h	<11kPa	12.5kg	260×270×274mm
PG-750	110V/220V/380V	50Hz/60Hz	750W	24kPa	-20kPa	120m ³ /h	<15kPa	15.5kg	269×286×300mm
PG-1100	220V/380V	50Hz/60Hz	1100W	28kPa	-22kPa	180m ³ /h	<16kPa	20kg	313×333×339mm
PG-1500	380V	50Hz/60Hz	1500W	30kPa	-24kPa	190m ³ /h	<19kPa	23kg	313×333×339mm
PG-2200	380V	50Hz/60Hz	2200W	36kPa	-26kPa	220m ³ /h	<22kPa	26kg	352×360×361mm
PG-3000	380V	50Hz/60Hz	3000W	42kPa	-30kPa	290m ³ /h	<28kPa	36kg	416×382×381mm
PG-4000	380V	50Hz/60Hz	4000W	45kPa	-32kPa	300m ³ /h	<35kPa	40kg	443×382×381mm
PG-5500	380V	50Hz/60Hz	5500W	50kPa	-40kPa	520m ³ /h	<28kPa	55kg	476×451×461mm
PG-7500	380V	50Hz/60Hz	7500W	60kPa	-45kPa	530m ³ /h	<35kPa	58kg	476×451×461mm
PG-8500	380V	50Hz/60Hz	8500W	60kPa	-48kPa	720m ³ /h	<30kPa	60kg	486×451×461mm
PG-11000	380V	50Hz/60Hz	11000W	65kPa	-45kPa	1050m ³ /h	<25kPa	112kg	644×550×570mm
PG-12500	380V	50Hz/60Hz	12500W	70kPa	-45kPa	1050m ³ /h	<27kPa	115kg	644×550×570mm
PG-15000	380V	50Hz/60Hz	15000W	75kPa	-50kPa	1050m ³ /h	<35kPa	120kg	644×550×570mm
PG-18500	380V	50Hz/60Hz	18000W	80kPa	-50kPa	1050m ³ /h	<45kPa	130kg	644×550×570mm
PG-750-L	220V/380V	50Hz/60Hz	750W	23kPa	-20kPa	120m ³ /h	<15kPa	15kg	269×286×300mm
PG-1100-L	220V/380V	50Hz/60Hz	1100W	25kPa	-22kPa	130m ³ /h	<22kPa	21kg	269×286×300mm
PG-1100-B	220V/380V	50Hz/60Hz	1100W	25kPa	-22kPa	130m ³ /h	<22kPa	21kg	269×286×300mm
PG-3000-D	380V	50Hz/60Hz	3000W	36kPa	-26kPa	370m ³ /h	<22kPa	36kg	416×382×381mm
PG-4000-D	380V	50Hz/60Hz	4000W	42kPa	-32kPa	395m ³ /h	<30kPa	40kg	454×352×381mm
PG-5500-D	380V	50Hz/60Hz	5500W	50kPa	-40kPa	680m ³ /h	<18kPa	55kg	486×451×461mm
PG-7500-D	380V	50Hz/60Hz	7500W	60kPa	-45kPa	700m ³ /h	<25kPa	58kg	486×451×461mm

AIR PUMP



HG-QZB-750-C



HG-QZB-1100-C



HG-YSB-370-C



HG-YSB-550-C



HG-YSB-750-C



HG-YSB-1100-C

Model	Voltage	Rated current	Pressure	Vacuum	Output	Pressure	Weight	Dimensions(LxWxH)
HG-QZB-750-C(Cutting Paper)	220V/380V/50Hz	370W	12kPa	-11kPa	60m ³ /h	<10kPa	12kg	279×240×266mm
HG-QZB-1100-C(Cutting Paper)	220V/380V/50Hz	550W	15kPa	-12kPa	95m ³ /h	<10kPa	13kg	294×288×315mm
HG-YSB-370-C(Printing)	220V/380V/50Hz	750W	18kPa	-14kPa	110m ³ /h	<12kPa	14kg	294×288×315mm
HG-YSB-550-C(Printing)	220V/380V/50Hz	1100W	22kPa	-18kPa	165m ³ /h	<14kPa	20kg	332×328×358mm
HG-YSB-750-C(Printing)	220V/380V/50Hz	750W	16kPa	-14kPa	110m ³ /h	<12kPa	14kg	294×288×315mm
HG-YSB-1100-C(Printing)	220V/380V/50Hz	1100W	22kPa	-18kPa	165m ³ /h	<14kPa	20kg	332×328×358mm

BUBBLE BATH AIR PUMP

Features

- Centrifugal circulation design, with high pressure and large air volume.
- Airflow buffer design, lower noise. Small starting torque, stable and reliable operation process.
- Oil-free lubrication design, purer gas. Surface phosphating treatment, electrostatic spraying, uniform color, stronger adhesion.
- The power configuration range is wide, and the product has a long service life.



PPL-700



PPL-900



PPL-1500

Model	Voltage	Frequency	Power	Pressure	Output	Pressure	Weight	Dimensions(LxWxH)
PPL-700	110V/220V	50Hz/60Hz	700W	20kPa	120m ³ /h	<10kPa	2.1kg	277×208×184mm
PPL-900	110V/220V	50Hz/60Hz	900W	23kPa	125m ³ /h	<13kPa	2.1kg	277×208×184mm
PPL-1500	110V/220V	50Hz/60Hz	1100W	29kPa	145m ³ /h	<18kPa	2.1kg	277×208×184mm



YGP-500L



YGP-1000L



YGP-1500L



YGP-2500L



YGP-3000L



YGP-3500L

Model	Voltage	Frequency	Power	H-max	Output	Hose adapter	Cable length	Weight	Dimensions(LxWxH)
YGP-500L	110V/220V/240V	50Hz/60Hz	6W	0.9m	500L/h	12mm	1.8m	0.4kg	97×75×90mm
YGP-1000L	110V/220V/240V	50Hz/60Hz	13W	1.3m	1000L/h	12mm	1.8m	0.55kg	108×84×100mm
YGP-1500L	110V/220V/240V	50Hz/60Hz	20W	1.6m	1500L/h	16mm	1.8m	0.65kg	120×94×110mm
YGP-2500L	110V/220V/240V	50Hz/60Hz	40W	2.3m	2500L/h	12/16/20mm	2.5m	0.85kg	135×105×128mm
YGP-3000L	110V/220V/240V	50Hz/60Hz	60W	2.9m	3000L/h	16/20/25mm	2.5m	1.25kg	150×118×145mm
YGP-3500L	110V/220V/240V	50Hz/60Hz	90W	3.6m	3500L/h	16/20/25mm	2.5m	1.7kg	168×132×165mm



XGP-500L



XGP-1000L



XGP-1500L



XGP-2500L



XGP-3000L



XGP-3500L



XGP-4500L



XGP-5000L



XGP-5500L

Model	Voltage	Frequency	Power	H-max	Output	Hose adapter	Cable length	Weight	Dimensions(LxWxH)
XGP-500L	110V/220V/240V	50Hz/60Hz	6W	0.9m	500L/h	12mm	1.5m	0.4kg	97×89×110mm
XGP-1000L	110V/220V/240V	50Hz/60Hz	15W	1.4m	1000L/h	12mm	1.8m	0.5kg	105×100×115mm
XGP-1500L	110V/220V/240V	50Hz/60Hz	20W	1.6m	1500L/h	16mm	1.8m	0.55kg	115×105×130mm
XGP-2500L	110V/220V/240V	50Hz/60Hz	40W	2.3m	2500L/h	12/16/20mm	2.5m	0.8kg	130×120×150mm
XGP-3000L	110V/220V/240V	50Hz/60Hz	60W	2.9m	3000L/h	16/20/25mm	2.5m	1.25kg	145×135×165mm
XGP-3500L	110V/220V/240V	50Hz/60Hz	90W	3.6m	3500L/h	16/20/25mm	2.5m	1.7kg	165×150×180mm
XGP-4500L	110V/220V/240V	50Hz/60Hz	130W	3.8m	4500L/h	16/20/25mm	2.5m	2.4kg	180×164×205mm
XGP-5000L	110V/220V/240V	50Hz/60Hz	160W	4.5m	5000L/h	16/20/25mm	2.5m	2.4kg	180×164×205mm
XGP-5500L	110V/220V/240V	50Hz/60Hz	200W	5.0m	6500L/h	25/30mm	2.5m	3.2kg	200×185×230mm



CHL-500



CHL-1000



CHL-1500



CHL-2500



CHL-3000



CHL-3500



CHL-4500


Model	Voltage	Power	H-max	Output	Hose adapter	Cable length	Weight	Dimensions(LxWxH)
CHL-500	220-240V/50Hz	6W	0.9m	500L/h	13/16mm	1.6m	0.35kg	97×72×105mm
CHL-1000	220-240V/50Hz	15W	1.4m	1000L/h	16mm	1.6m	0.5kg	113×85×128mm
CHL-1500	220-240V/50Hz	25W	1.8m	1500L/h	13/16/20mm	1.6m	0.65kg	123×91×137mm
CHL-2500	220-240V/50Hz	40W	2.3m	2500L/h	13/16/20mm	2.3m	0.9kg	133×97×147mm
CHL-3000	220-240V/50Hz	55W	2.8m	3000L/h	16/20/25mm	2.3m	1.3kg	151×107×169mm
CHL-3500	220-240V/50Hz	70W	3.2m	3500L/h	16/20/25mm	2.3m	2.1kg	170×122×190mm
CHL-4500	220-240V/50Hz	100W	3.8m	4500L/h	16/20/25mm	2.3m	2.3kg	170×122×202mm



Model	Voltage	Frequency	Power	H-max	Output	Hose adapter	Cable length	Weight	Dimensions(LxWxH)
JLP-300L	110V/220V/240V	50Hz/60Hz	3W	0.7m	300L/h	12mm	1.8m	0.2kg	75×60×85mm
JLP-500L	110V/220V/240V	50Hz/60Hz	6W	0.9m	500L/h	12mm	1.8m	0.3kg	95×75×105mm
JLP-1000L	110V/220V/240V	50Hz/60Hz	15W	1.4m	1000L/h	12mm	1.8m	0.5kg	107×84×123mm
JLP-1500L	110V/220V/240V	50Hz/60Hz	20W	1.6m	1500L/h	16mm	1.8m	0.6kg	120×94×136mm
JLP-2500L	110V/220V/240V	50Hz/60Hz	40W	2.3m	2500L/h	12/16/20mm	2.5m	0.9kg	135×105×152mm
JLP-3000L	110V/220V/240V	50Hz/60Hz	55W	2.8m	3000L/h	16/20/25mm	2.5m	1.2kg	151×117×170mm
JLP-3500L	110V/220V/240V	50Hz/60Hz	80W	3.3m	3500L/h	16/20/25mm	2.5m	1.6kg	169×130×189mm
JLP-4500L	110V/220V/240V	50Hz/60Hz	130W	3.8m	4000L/h	16/20/25mm	2.5m	2.8kg	180×140×205mm



Model	Voltage	Frequency	Power	H-max	Output	Hose adapter	Cable length	Weight	Dimensions(LxWxH)
JGP-1000L	110V/220V/240V	50Hz/60Hz	15W	1.4m	1000L/h	12mm	1.8m	0.5kg	107×84×123mm
JGP-1500L	110V/220V/240V	50Hz/60Hz	20W	1.6m	1500L/h	16mm	1.8m	0.6kg	120×94×136mm
JGP-2500L	110V/220V/240V	50Hz/60Hz	40W	2.3m	2500L/h	12/16/20mm	2.5m	0.9kg	135×105×152mm
JGP-3000L	110V/220V/240V	50Hz/60Hz	55W	2.8m	3000L/h	16/20mm	2.5m	1.2kg	151×117×170mm
JGP-3500L	110V/220V/240V	50Hz/60Hz	80W	3.3m	3500L/h	16/20/25mm	2.5m	1.6kg	169×130×189mm
JGP-4500L	110V/220V/240V	50Hz/60Hz	130W	3.8m	4500L/h	16/20/25mm	2.5m	2.8kg	180×140×205mm



Model	Voltage	Frequency	Power	H-max	Output	Hose adapter	Cable length	Weight	Dimensions(LxWxH)
APD-250	110V/220V/240V	50Hz/60Hz	2.5W	0.6m	250L/h	12mm	1.8m	0.23kg	75×60×85mm
APD-500	110V/220V/240V	50Hz/60Hz	6W	0.9m	500L/h	12mm	1.8m	0.32kg	90×70×100mm
APD-1000	110V/220V/240V	50Hz/60Hz	15W	1.4m	1000L/h	12/16mm	1.8m	0.41kg	100×80×110mm
APD-1500	110V/220V/240V	50Hz/60Hz	25W	1.8m	1500L/h	12/16mm	1.8m	0.59kg	120×90×120mm
APD-2500	110V/220V/240V	50Hz/60Hz	40W	2.3m	2500L/h	16/19mm	2.5m	1.05kg	135×100×130mm
APD-3000	110V/220V/240V	50Hz/60Hz	55W	2.8m	3000L/h	18/20mm	2.5m	1.3kg	145×110×148mm



Model	Voltage	Power	H-max	Output	Hose adapter	Cable length	Dimensions(LxWxH)
CLC-4500/P	220-240V/50Hz	80W	3.5m	4500L/h	20/25/32mm	5m	204×184×251mm
CLC-5500/P	220-240V/50Hz	110W	4.2m	5500L/h	20/25/32mm	5m	204×184×251mm
CLC-6500/P	220-240V/50Hz	145W	5.0m	6500L/h	20/25/32mm	5m	204×184×251mm
CLC-8000/P	220-240V/50Hz	175W	6.0m	6000L/h	20/25/32mm	5m	204×184×251mm

Note: Model P with Auto Start-Stop Function.



Model	Voltage	Power	H-max	Output	Hose adapter	Cable length	Dimensions(LxWxH)
CLS-5000/P	220-240V/50Hz	30W	3.6m	5000L/h	20/25/32mm	5m	204×184×251mm
CLS-7000/P	220-240V/50Hz	50W	4.4m	7000L/h	20/25/32mm	5m	204×184×251mm
CLS-9000/P	220-240V/50Hz	70W	5.2m	9000L/h	20/25/32mm	5m	204×184×251mm

Note: Model P with Auto Start-Stop Function.



Model	Voltage	Frequency	Power	H-max	Output	Cable length	Weight	Dimensions(LxWxH)
XN-400	110V/220V/240V	50Hz/60Hz	10W	0.6m	800L/h	1.5m	0.45kg	130×85×145mm
XN-600	110V/220V/240V	50Hz/60Hz	10W	0.6m	800L/h	1.5m	0.6kg	130×85×200mm
XN-800	110V/220V/240V	50Hz/60Hz	10W	0.6m	800L/h	1.5m	0.8kg	130×85×255mm

DC FREQUENCY VARIATION PUMP



Model	Voltage	Frequency	Power	H-max	Output	Hose adapter	Cable length	Weight	Dimensions(LxWxH)
JDP-1000	DC 24V	/	12W	2.2m	1000L/h	12/16/20mm	2m	0.55kg	140×61×84mm
JDP-1500	DC 24V	/	18W	2.7m	1500L/h	12/16/20mm	2m	0.55kg	140×61×84mm
JDP-2000	DC 24V	/	24W	3.2m	2000L/h	12/16/20mm	2m	0.55kg	140×61×84mm
JDP-3500	DC 24V	/	30W	3.5m	3500L/h	20/25/32mm	2.5m	1.1kg	155×72×97mm
JDP-6000	DC 24V	/	60W	5.0m	6000L/h	20/25/32mm	2.5m	1.9kg	175×83×113mm
JDP-10000	DC 24V	/	100W	5.8m	10000L/h	20/25/32/38/50mm	5m	2.9kg	195×95×125mm
JDP-18000	DC 24V	/	160W	6.8m	18000L/h	20/25/32/38/50mm	5m	4kg	230×120×150mm
JDP-25000	AC220-240V	50Hz/60Hz	280W	8.5m	25000L/h	32/38/50mm	10m	6.6kg	260×135×175mm
JDP-3500Q	DC 24V	/	30W	3.5m	3500L/h	20/25/32mm	2.5m	1.1kg	155×72×97mm
JDP-6000Q	DC 24V	/	60W	5.0m	6000L/h	20/25/32mm	2.5m	1.9kg	175×83×113mm
JDP-10000Q	DC 24V	/	100W	5.8m	10000L/h	20/25/32/38/50mm	5m	2.9kg	195×95×125mm



Model	Voltage	Frequency	Power	H-max	Output	Hose adapter	Cable length	Weight	Dimensions(LxWxH)
YDP-2000	DC 24V	/	25W	3.0m	2000L/h	12/16/20mm	2.5m	1.2kg	135×61×87mm
YDP-3500	DC 24V	/	30W	3.5m	3500L/h	20/25/30mm	2.5m	1.5kg	155×71×100mm
YDP-6000	DC 24V	/	60W	5.0m	6000L/h	20/25/30mm	2.5m	2.4kg	172×82×115mm
YDP-10000	AC110V/220V/240V	50Hz/60Hz	100W	6.0m	10000L/h	20/25/30/38mm	5m	3.2kg	205×100×125mm
YDP-18000	AC110V/220V/240V	50Hz/60Hz	150W	7.0m	18000L/h	32/38/50mm	5m	3.9kg	243×130×165mm
YDP-25000	AC110V/220V/240V	50Hz/60Hz	280W	8.5m	25000L/h	32/38/50mm	10m	6.6kg	270×145×180mm
YDP-30000	AC110V/220V/240V	50Hz/60Hz	450W	12.0m	30000L/h	32/38/50mm	10m	8.5kg	300×165×200mm



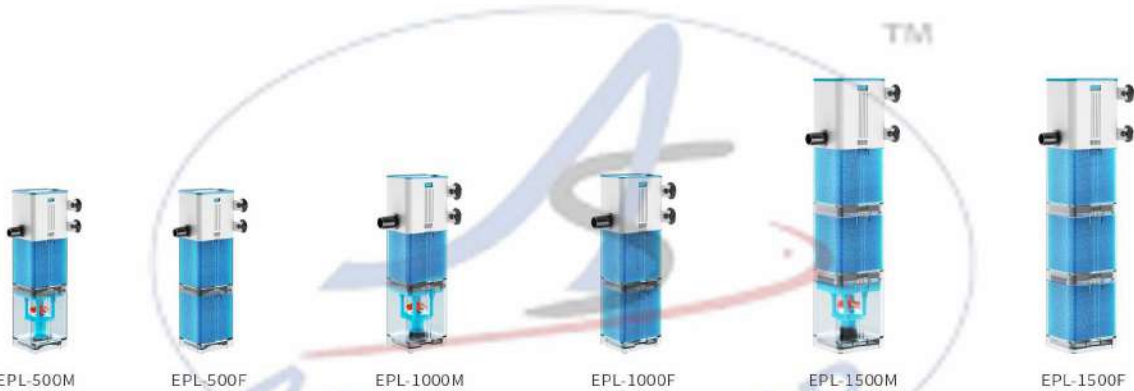
JQP-500F

JQP-1000F

JQP-1500F

JQP-2500F

Model	Voltage	Frequency	Power	H-max	Output	Hose adapter	Cable length	Weight	Dimensions(LxWxH)
JQP-500F	110V/220V/240V	50Hz/60Hz	5W	0.9m	500L/h	12mm	1.5m	0.32kg	65×51×215mm
JQP-1000F	110V/220V/240V	50Hz/60Hz	14W	1.4m	1000L/h	16mm	1.5m	0.45kg	76×60×288mm
JQP-1500F	110V/220V/240V	50Hz/60Hz	20W	1.7m	1500L/h	16mm	1.5m	0.8kg	87×68×370mm
JQP-2500F	110V/220V/240V	50Hz/60Hz	35W	2.4m	2500L/h	20mm	1.8m	0.98kg	96×75×380mm



EPL-500M

EPL-500F

EPL-1000M

EPL-1000F

EPL-1500M

EPL-1500F

Model	Voltage	Frequency	Power	H-max	Output	Hose adapter	Cable length	Weight	Dimensions(LxWxH)
EPL-500M/F	110V/220V/240V	50Hz/60Hz	6W	0.9m	500L/h	12mm	1.5m	0.3kg	70×63×216mm
EPL-1000M/F	110V/220V/240V	50Hz/60Hz	16W	1.5m	1000L/h	12/16mm	1.5m	0.42kg	72×71×233mm
EPL-1500M/F	110V/220V/240V	50Hz/60Hz	23W	1.8m	1500L/h	12/16mm	1.5m	0.68kg	82×78×349mm

Note: M type with fish manure collect.



JP-092

JP-093

JP-094

Model	Voltage	Frequency	Power	H-max	Output	Cable length	Weight	Dimensions(LxWxH)
JP-092	110V/220V/240V	50Hz/60Hz	3W	0.5m	250L/h	1.5m	0.35kg	80×50×185mm
JP-093	110V/220V/240V	50Hz/60Hz	5W	0.8m	450L/h	1.5m	0.45kg	90×55×205mm
JP-094	110V/220V/240V	50Hz/60Hz	7W	1.2m	650L/h	1.5m	0.6kg	105×67×225mm



YQP-300F



YQP-500F



YQP-1000F



YQP-1500F

Model	Voltage	Frequency	Power	H-max	Output	Hose adapter	Cable length	Weight	Dimensions(LxWxH)
YQP-300F	110V/220V/240V	50Hz/60Hz	3W	0.7m	370L/h	12mm	1.5m	0.27kg	162×50×52mm
YQP-500F	110V/220V/240V	50Hz/60Hz	6W	0.9m	500L/h	12mm	1.5m	0.35kg	197×58×64mm
YQP-1000F	110V/220V/240V	50Hz/60Hz	15W	1.4m	1000L/h	16mm	1.5m	0.45kg	228×65×72mm
YQP-1500F	110V/220V/240V	50Hz/60Hz	23W	1.8m	1500L/h	16mm	1.5m	0.7kg	257×73×78mm



YQP-300FS



YQP-500FS



YQP-1000FS

Model	Voltage	Frequency	Power	H-max	Output	Cable length	Weight	Dimensions(LxWxH)
YQP-300FS	110V/220V/240V	50Hz/60Hz	3W	0.7m	370L/h	1.5m	0.28kg	162×50×52mm
YQP-500FS	110V/220V/240V	50Hz/60Hz	6W	0.9m	500L/h	1.5m	0.35kg	197×58×64mm
YQP-1000FS	110V/220V/240V	50Hz/60Hz	15W	1.4m	1000L/h	1.5m	0.48kg	228×65×72mm



XQP-300F



XQP-500F



XQP-1000F



XQP-1500F

Model	Voltage	Frequency	Power	H-max	Output	Hose adapter	Cable length	Weight	Dimensions(LxWxH)
XQP-300F	110V/220V/240V	50Hz/60Hz	3W	0.7m	370L/h	12mm	1.5m	0.27kg	162×50×52mm
XQP-500F	110V/220V/240V	50Hz/60Hz	6W	0.9m	500L/h	12mm	1.5m	0.35kg	197×58×64mm
XQP-1000F	110V/220V/240V	50Hz/60Hz	15W	1.4m	1000L/h	16mm	1.5m	0.45kg	228×65×72mm
XQP-1500F	110V/220V/240V	50Hz/60Hz	23W	1.8m	1500L/h	16mm	1.5m	0.7kg	257×73×78mm



Model	Voltage	Frequency	Power	H-max	Output	Cable length	Weight	Dimensions(LxWxH)
JP-012F	110V/220V/240V	50Hz/60Hz	3W	0.6m	300L/h	1.5m	0.1kg	49×33×139mm
JP-013F	110V/220V/240V	50Hz/60Hz	8W	1.0m	600L/h	1.5m	0.3kg	58×41×167mm
JP-014F	110V/220V/240V	50Hz/60Hz	16W	1.4m	800L/h	1.5m	0.6kg	71×50×209mm
JP-022F	110V/220V/240V	50Hz/60Hz	8W	1.0m	600L/h	1.5m	0.35kg	90×58×202mm
JP-023F	110V/220V/240V	50Hz/60Hz	16W	1.3m	1000L/h	1.5m	0.5kg	107×58×322mm
JP-024F	110V/220V/240V	50Hz/60Hz	22W	1.6m	1200L/h	1.5m	0.7kg	114×58×327mm
JP-025F	110V/220V/240V	50Hz/60Hz	35W	2.5m	1600L/h	1.8m	1.1kg	131×71×345mm
JP-032F	110V/220V/240V	50Hz/60Hz	5W	0.6m	350L/h	1.5m	0.2kg	50×43×122mm
JP-033F	110V/220V/240V	50Hz/60Hz	8W	1.0m	600L/h	1.5m	0.4kg	55×48×132mm



Model	Voltage	Frequency	Power	H-max	Output	Hose adapter	Cable length	Weight	Dimensions(LxWxH)
APS-300F	110V/220V/240V	50Hz/60Hz	3W	0.55m	400L/h	12mm	1.5m	0.25kg	55×45×179mm
APS-500F	110V/220V/240V	50Hz/60Hz	6W	0.9m	500L/h	12mm	1.5m	0.25kg	62×51×211mm
APS-1000F	110V/220V/240V	50Hz/60Hz	16W	1.5m	1000L/h	12/16mm	1.5m	0.34kg	73×60×245mm
APS-1500F	110V/220V/240V	50Hz/60Hz	23W	1.8m	1500L/h	12/16mm	1.5m	0.48kg	78×67×365mm



Model	Voltage	Power	H-max	Output	Cable length	Weight	Dimensions(LxWxH)
CF-500/500S	220-240V/50Hz	8W	0.7m	500L/h	1.5m	0.7kg	119×90×214mm
CF-700/700S	220-240V/50Hz	8W	0.7m	500L/h	1.5m	0.85kg	119×90×293mm
CF-900/900S	220-240V/50Hz	12W	1.2m	900L/h	1.5m	1kg	119×90×372mm
CF-1200S	220-240V/50Hz	20W	1.5m	1200L/h	1.5m	1kg	126×90×301mm
CF-1500S	220-240V/50Hz	25W	1.7m	1500L/h	1.5m	1.2kg	126×90×381mm

Note: S series is bottom suction type.



EPF-230



EPF-240



EPF-250

Model	Voltage	Frequency	Power	H-max	Output	Cable length	Weight	Dimensions(LxWxH)
EPF-230	110V/220V/240V	50Hz/60Hz	2.5W	0.5m	250L/h	1.5m	0.19kg	62×51×211mm
EPF-240	110V/220V/240V	50Hz/60Hz	3W	0.55m	400L/h	1.5m	0.26kg	73×60×245mm
EPF-250	110V/220V/240V	50Hz/60Hz	6W	0.9m	500L/h	1.5m	0.36kg	78×67×365mm



CHJ-502



CHJ-602



CHJ-902



CHJ-1502

Model	Voltage	Power	H-max	Output	Cable length	Weight	Dimensions(LxWxH)
CHJ-502	220-240V/50Hz	7W	0.9m	13/16mm	1.5m	0.3kg	211×71×98mm
CHJ-602	220-240V/50Hz	8W	1.3m	13/16mm	1.5m	0.44kg	218.5×79×107.5mm
CHJ-902	220-240V/50Hz	20W	1.5m	13/16mm	1.5m	0.6kg	287×89×117mm
CHJ-1502	220-240V/50Hz	25W	1.8m	13/16/20mm	1.5m	0.8kg	273×96×132mm



HJ-532



HJ-732



HJ-752



HJ-952



HJ-1152

Model	Voltage	Frequency	Power	H-max	Output	Hose adapter	Cable length	Weight	Dimensions(LxWxH)
HJ-532	110V/220V/240V	50Hz/60Hz	5W	0.6m	350L/h	13mm	1.5m	0.22kg	60×42×170mm
HJ-732	110V/220V/240V	50Hz/60Hz	10W	0.8m	550L/h	13mm	1.5m	0.35kg	67×52×182mm
HJ-752	110V/220V/240V	50Hz/60Hz	10W	1.1m	600L/h	/	1.5m	0.5kg	76×50×152mm
HJ-952	110V/220V/240V	50Hz/60Hz	16W	1.4m	800L/h	/	1.5m	0.6kg	95×62×287mm
HJ-1152	110V/220V/240V	50Hz/60Hz	22W	2.0m	1200L/h	/	1.5m	0.9kg	110×70×330mm



Model	Voltage	Frequency	Power	H-max	Output	Hose adapter	Cable length	Weight	Dimensions(LxWxH)
HJ-542	110V/220V/240V	50Hz/60Hz	5W	0.8m	400L/h	11mm	1.5m	0.2kg	80×56×58mm
HJ-742	110V/220V/240V	50Hz/60Hz	8W	1.0m	600L/h	13mm	1.5m	0.35kg	98×66×68mm
HJ-942	110V/220V/240V	50Hz/60Hz	16W	1.3m	800L/h	13mm	1.5m	0.45kg	108×73×75mm
HJ-1142	110V/220V/240V	50Hz/60Hz	22W	1.6m	1000L/h	15mm	1.5m	0.55kg	123×82×85mm
HJ-1542	110V/220V/240V	50Hz/60Hz	28W	2.0m	1400L/h	18mm	1.5m	0.75kg	138×98×100mm
HJ-1842	110V/220V/240V	50Hz/60Hz	40W	2.5m	1800L/h	18mm	1.8m	1.0kg	155×106×108mm
HJ-2042	110V/220V/240V	50Hz/60Hz	65W	3.0m	3000L/h	22mm	1.8m	1.5kg	178×115×120mm



Model	Voltage	Frequency	Power	H-max	Output	Cable length	Weight	Dimensions(LxWxH)
HJ-111B	110V/220V/240V	50Hz/60Hz	2W	0.45m	200L/h	1.5m	0.15kg	32×38×105mm
HJ-311B	110V/220V/240V	50Hz/60Hz	2W	0.6m	300L/h	1.5m	0.15kg	36×44×133mm
HJ-411B	110V/220V/240V	50Hz/60Hz	2W	0.6m	300L/h	1.5m	0.15kg	36×44×115mm
HJ-611B	110V/220V/240V	50Hz/60Hz	6W	0.9m	450L/h	1.5m	0.3kg	43×53×163mm

MULTI-FUNCTION SUBMERSIBLE PUMP

Features

- The shell is made of high-quality materials, anti-corrosion and durable.
- Excellent motor performance, silent design, long service life.
- It is widely used for pumping, filtering, fountain and oxygen supply.



Model	Voltage	Frequency	Power	H-max	Output	Hose adapter	Cable length	Weight	Dimensions(LxWxH)
HJ-541	110V/220V/240V	50Hz/60Hz	5W	0.8m	400L/h	11mm	1.5m	0.2kg	60×56×58mm
HJ-741	110V/220V/240V	50Hz/60Hz	8W	1.0m	600L/h	13mm	1.5m	0.35kg	76×66×68mm
HJ-941	110V/220V/240V	50Hz/60Hz	16W	1.3m	800L/h	13mm	1.5m	0.45kg	82×73×75mm
HJ-1141	110V/220V/240V	50Hz/60Hz	22W	1.6m	1000L/h	15mm	1.5m	0.55kg	92×82×85mm
HJ-1541	110V/220V/240V	50Hz/60Hz	28W	2.0m	1400L/h	18mm	1.8m	0.75kg	102×98×100mm
HJ-1841	110V/220V/240V	50Hz/60Hz	40W	2.5m	1800L/h	18mm	1.8m	1.0kg	100×106×108mm
HJ-2041	110V/220V/240V	50Hz/60Hz	65W	3.0m	3000L/h	22mm	1.8m	1.5kg	148×115×120mm



Model	Voltage	Frequency	Power	H-max	Output	Hose adapter	Cable length	Weight	Dimensions(LxWxH)
HJ-111	110V/220V/240V	50Hz/60Hz	2W	0.45m	200L/h	8/13mm	1.5m	0.1kg	40×38×32mm
HJ-211	110V/220V/240V	50Hz/60Hz	2W	0.45m	200L/h	8/13mm	1.5m	0.1kg	38×37×32mm
HJ-311	110V/220V/240V	50Hz/60Hz	2W	0.6m	300L/h	8/13mm	1.5m	0.1kg	50×44×36mm
HJ-411	110V/220V/240V	50Hz/60Hz	2W	0.6m	300L/h	8/13mm	1.5m	0.1kg	50×44×36mm
HJ-611	110V/220V/240V	50Hz/60Hz	6W	0.9m	450L/h	12mm	1.5m	0.18kg	64×53×45mm



Model	Voltage	Frequency	Power	H-max	Output	Hose adapter	Cable length	Weight	Dimensions(LxWxH)
JP-500GL	110V/220V/240V	50Hz/60Hz	6W	0.75m	600L/h	12/16mm	1.5m	0.2kg	99×76×76mm
JP-700GL	110V/220V/240V	50Hz/60Hz	15W	1.2m	800L/h	12/16mm	1.5m	0.31kg	112×81.5×87.5mm
JP-900GL	110V/220V/240V	50Hz/60Hz	20W	1.4m	1000L/h	12/16mm	1.5m	0.44kg	115×85×88.5mm
JP-1100GL	110V/220V/240V	50Hz/60Hz	25W	1.6m	1200L/h	12/16/20mm	1.8m	0.52kg	120×90×60mm
JP-1500GL	110V/220V/240V	50Hz/60Hz	30W	1.9m	1600L/h	12/16/20mm	1.8m	0.67kg	126×96×102mm

MULTI-FUNCTION SUBMERSIBLE PUMP



HJ-531



HJ-731



HJ-931

Model	Voltage	Frequency	Power	H-max	Output	Hose adapter	Cable length	Weight	Dimensions(LxWxH)
HJ-531	110V/220V/240V	50Hz/60Hz	5W	0.6m	300L/h	11mm	1.5m	0.18kg	60×42×60mm
HJ-731	110V/220V/240V	50Hz/60Hz	10W	0.9m	550L/h	13mm	1.5m	0.32kg	70×52×67mm
HJ-931	110V/220V/240V	50Hz/60Hz	18W	1.3m	800L/h	13mm	1.5m	0.42kg	86×56×72mm



HJ-500



HJ-600



HJ-1100



HJ-1500



HJ-2200/2500



HJ-3000



HJ-4500/5500/6000

Model	Voltage	Frequency	Power	H-max	Output	Hose adapter	Cable length	Weight	Dimensions(LxWxH)
HJ-500	110V/220V/240V	50Hz/60Hz	7W	0.9m	500L/h	13/16mm	1.5m	0.25kg	99×56×77.5mm
HJ-600	110V/220V/240V	50Hz/60Hz	8W	1.3m	600L/h	13/16mm	1.5m	0.35kg	96×61×86mm
HJ-1100	110V/220V/240V	50Hz/60Hz	20W	1.5m	900L/h	13/16mm	1.5m	0.5kg	124×64×95mm
HJ-1500	110V/220V/240V	50Hz/60Hz	25W	1.8m	1500L/h	13/16/20mm	1.5m	0.65kg	130×69×95mm
HJ-2200	110V/220V/240V	50Hz/60Hz	35W	2.0m	2000L/h	13/16/20mm	1.5m	0.9kg	139×75×106.5mm
HJ-2500	110V/220V/240V	50Hz/60Hz	45W	2.7m	2500L/h	13/16/20mm	2.5m	1.0kg	139×75×106.5mm
HJ-3000	110V/220V/240V	50Hz/60Hz	55W	3.0m	3000L/h	20/25mm	2.5m	1.3kg	166×85×118mm
HJ-4500	110V/220V/240V	50Hz/60Hz	80W	3.8m	5000L/h	20/25mm	2.5m	2.3kg	191×119×129mm
HJ-5500	110V/220V/240V	50Hz/60Hz	100W	4.0m	6000L/h	20/25mm	2.5m	2.3kg	191×119×129mm
HJ-6000	110V/220V/240V	50Hz/60Hz	150W	5.0m	6800L/h	20/25mm	2.5m	2.4kg	202×119×129mm



JP-500GS



JP-700GS



JP-1100GS



JP-1500GS

Model	Voltage	Frequency	Power	H-max	Output	Hose adapter	Cable length	Weight	Dimensions(LxWxH)
JP-500GS	110V/220V/240V	50Hz/60Hz	6W	0.75m	600L/h	16mm	1.5m	0.26kg	80×46×48mm
JP-700GS	110V/220V/240V	50Hz/60Hz	15W	1.2m	800L/h	16mm	1.5m	0.35kg	90×52×100mm
JP-1100GS	110V/220V/240V	50Hz/60Hz	25W	1.6m	1200L/h	16/20mm	1.5m	0.6kg	100×61×115mm
JP-1500GS	110V/220V/240V	50Hz/60Hz	30W	1.9m	1600L/h	16/20mm	1.8m	0.75kg	105×67×120mm

MULTI-FUNCTION SUBMERSIBLE PUMP



Model	Voltage	Frequency	Power	H-max	Output	Hose adapter	Cable length	Weight	Dimensions(LxWxH)
JP-230G	110V/220V/240V	50Hz/60Hz	2.5W	0.5m	250L/h	16mm	1.5m	0.14kg	67×37×73mm
JP-500G	110V/220V/240V	50Hz/60Hz	6W	0.8m	350L/h	16mm	1.5m	0.26kg	80×42×78mm
JP-700G	110V/220V/240V	50Hz/60Hz	20W	1.2m	650L/h	16mm	1.5m	0.4kg	90×51×100mm
JP-900G	110V/220V/240V	50Hz/60Hz	12W	1.5m	1000L/h	16mm	1.5m	0.6kg	95×56×110mm
JP-1100G	110V/220V/240V	50Hz/60Hz	25W	1.7m	1200L/h	16mm	1.5m	0.65kg	100×63×115mm
JP-1500G	110V/220V/240V	50Hz/60Hz	45W	2.4m	1800L/h	16mm	1.8m	0.8kg	105×68×120mm



Model	Voltage	Frequency	Power	H-max	Output	Hose adapter	Cable length	Weight	Dimensions(LxWxH)
JP-022/B	110V/220V/240V	50Hz/60Hz	8W	1.0m	600L/h	16mm	1.5m	0.3kg	130×48×90mm
JP-023/B	110V/220V/240V	50Hz/60Hz	16W	1.3m	1000L/h	16mm	1.5m	0.45kg	135×53×107mm
JP-024/B	110V/220V/240V	50Hz/60Hz	22W	1.6m	1200L/h	16mm	1.5m	0.65kg	140×58×114mm
JP-025/B	110V/220V/240V	50Hz/60Hz	35W	2.5m	1600L/h	16mm	1.8m	1.0kg	160×68×131mm

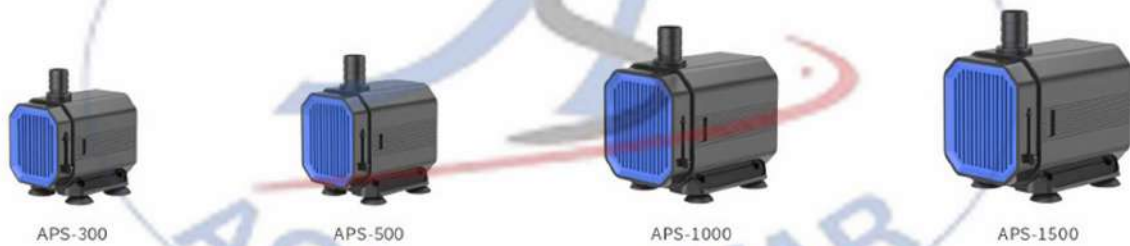


Model	Voltage	Frequency	Power	H-max	Output	Hose adapter	Cable length	Weight	Dimensions(LxWxH)
JQP-500	110V/220V/240V	50Hz/60Hz	5W	0.9m	500L/h	12mm	1.5m	0.25kg	74×51×63mm
JQP-1000	110V/220V/240V	50Hz/60Hz	14W	1.4m	1000L/h	16mm	1.5m	0.3kg	83×59×76mm
JQP-1500	110V/220V/240V	50Hz/60Hz	20W	1.7m	1500L/h	16mm	1.5m	0.5kg	94×68×87mm
JQP-2500	110V/220V/240V	50Hz/60Hz	35W	2.4m	2500L/h	16/20/25mm	1.8m	0.7kg	106×75×96mm
JQP-3000	110V/220V/240V	50Hz/60Hz	45W	2.8m	3000L/h	16/20/25mm	1.8m	0.9kg	117×81×107mm
JQP-3500	110V/220V/240V	50Hz/60Hz	80W	3.6m	3500L/h	16/20/25mm	1.8m	1.5kg	143×98×126mm

MULTI-FUNCTION SUBMERSIBLE PUMP



Model	Voltage	Frequency	Power	H-max	Output	Hose adapter	Cable length	Weight	Dimensions(LxWxH)
HQJ-500G	110V/220V/240V	50Hz/60Hz	2.5W	0.6m	350L/h	16mm	1.5m	0.18kg	60×40×90mm
HQJ-700G	110V/220V/240V	50Hz/60Hz	8W	0.7m	500L/h	16mm	1.5m	0.25kg	72×45×84mm
HQJ-900G	110V/220V/240V	50Hz/60Hz	12W	1.2m	900L/h	16mm	1.5m	0.5kg	94×52×88mm
HQJ-1200G	110V/220V/240V	50Hz/60Hz	20W	1.4m	1200L/h	18mm	1.5m	0.5kg	115×54×106mm
HQJ-1000B	110V/220V/240V	50Hz/60Hz	12W	1.2m	1000L/h	16mm	1.5m	0.5kg	90×52×110mm
HQJ-1200B	110V/220V/240V	50Hz/60Hz	20W	1.4m	1200L/h	18mm	1.5m	0.5kg	115×54×106mm
HQJ-1600B	110V/220V/240V	50Hz/60Hz	25W	1.5m	1600L/h	18mm	1.5m	0.8kg	106×57×100mm



Model	Voltage	Frequency	Power	H-max	Output	Hose adapter	Cable length	Weight	Dimensions(LxWxH)
APS-300	110V/220V/240V	50Hz/60Hz	3W	0.55m	400L/h	12mm	1.5m	0.2kg	66×45×55mm
APS-500	110V/220V/240V	50Hz/60Hz	6W	0.9m	500L/h	12mm	1.5m	0.25kg	72×50×60mm
APS-1000	110V/220V/240V	50Hz/60Hz	16W	1.5m	1000L/h	12/16mm	1.5m	0.34kg	82×57×72mm
APS-1500	110V/220V/240V	50Hz/60Hz	23W	1.8m	1500L/h	12/16mm	1.5m	0.48kg	94.5×65×77mm



Model	Voltage	Frequency	Power	H-max	Output	Hose adapter	Cable length	Weight	Dimensions(LxWxH)
APS-2000	110V/220V/240V	50Hz/60Hz	35W	2.0m	2300L/h	20/25mm	2.5m	1.1kg	145×116×86mm
APS-2500	110V/220V/240V	50Hz/60Hz	45W	2.5m	2700L/h	20/25mm	2.5m	1.1kg	145×116×86mm
APS-3000	110V/220V/240V	50Hz/60Hz	55W	3.0m	3000L/h	20/25/32mm	2.5m	1.4kg	165×131×86mm
APS-4500	110V/220V/240V	50Hz/60Hz	60W	3.3m	4700L/h	20/25/32mm	2.5m	1.8kg	180×141×95mm
APS-6500	110V/220V/240V	50Hz/60Hz	90W	4.0m	6200L/h	20/25/32mm	2.5m	1.8kg	180×141×95mm

MULTI-FUNCTION SUBMERSIBLE PUMP



EPL-300



EPL-500



EPL-1000



EPL-1500

Model	Voltage	Frequency	Power	H-max	Output	Hose adapter	Cable length	Weight	Dimensions(LxWxH)
EPL-300	110V/220V/240V	50Hz/60Hz	3W	0.55m	400L/h	12mm	1.5m	0.2kg	66×45×55mm
EPL-500	110V/220V/240V	50Hz/60Hz	6W	0.9m	500L/h	12mm	1.5m	0.25kg	70×84×63mm
EPL-1000	110V/220V/240V	50Hz/60Hz	16W	1.5m	1000L/h	12/16mm	1.5m	0.34kg	72×90×71mm
EPL-1500	110V/220V/240V	50Hz/60Hz	23W	1.8m	1500L/h	12/16mm	1.5m	0.48kg	82×107×78mm



HJ-1101



HJ-1501



HJ-2201



HJ-2501

Model	Voltage	Power	H-max	Output	Hose adapter	Cable length	Weight	Dimensions(LxWxH)
HJ-1101	220-240V/50Hz	20W	1.5m	900L/h	13/16mm	1.5m	0.5kg	124×64×95mm
HJ-1501	220-240V/50Hz	25W	1.8m	1500L/h	13/16/20mm	1.5m	0.65kg	130×69×95mm
HJ-2201	220-240V/50Hz	35W	2.0m	2000L/h	13/16/20mm	1.5m	0.9kg	139×75×106.5mm
HJ-2501	220-240V/50Hz	45W	2.7m	2500L/h	13/16/20mm	2.5m	1.0kg	139×75×106.5mm



CHJ-500



CHJ-600



CHJ-900



CHJ-1500



CHJ-2000/2500



CHJ-3000



CHJ-4500/5000/6000

Model	Voltage	Power	H-max	Output	Hose adapter	Cable length	Weight	Dimensions(LxWxH)
CHJ-500	220-240V/50Hz	7W	0.9m	500L/h	13/16mm	1.5m	0.25kg	78×56×78mm
CHJ-600	220-240V/50Hz	8W	1.3m	600L/h	13/16mm	1.5m	0.35kg	73.5×61×86mm
CHJ-900	220-240V/50Hz	20W	1.5m	900L/h	13/16mm	1.5m	0.45kg	106×64×95mm
CHJ-1500	220-240V/50Hz	25W	1.8m	1500L/h	13/16/20mm	1.5m	0.6kg	106×69×95mm
CHJ-2000	220-240V/50Hz	35W	2.0m	2000L/h	13/16/20mm	1.5m	0.85kg	115×66×131mm
CHJ-2500	220-240V/50Hz	45W	2.7m	2500L/h	13/16/20mm	2.5m	1.0kg	115×66×131mm
CHJ-3000	220-240V/50Hz	55W	3.0m	3000L/h	20/25mm	2.5m	1.25kg	137×77×173mm
CHJ-4500	220-240V/50Hz	65W	3.2m	4500L/h	20/25mm	2.5m	1.85kg	165×95×171mm
CHJ-5000	220-240V/50Hz	80W	3.8m	5000L/h	20/25mm	2.5m	1.85kg	165×95×171mm
CHJ-6000	220-240V/50Hz	100W	4.0m	6000L/h	20/25mm	2.5m	2.15kg	176×95×171mm

MULTI-FUNCTION SUBMERSIBLE PUMP



Model	Voltage	Frequency	Power	H-max	Output	Hose adapter	Cable length	Weight	Dimensions(LxWxH)
YQP-300	110V/220V/240V	50Hz/60Hz	3W	0.7m	370L/h	12mm	1.5m	0.2kg	77 × 50 × 52mm
YQP-500	110V/220V/240V	50Hz/60Hz	6W	0.9m	500L/h	12mm	1.5m	0.25kg	82 × 58 × 64mm
YQP-1000	110V/220V/240V	50Hz/60Hz	15W	1.4m	1000L/h	16mm	1.5m	0.35kg	97 × 65 × 72mm
YQP-1500	110V/220V/240V	50Hz/60Hz	23W	1.8m	1500L/h	16mm	1.5m	0.5kg	107 × 73 × 78mm
YQP-2500	110V/220V/240V	50Hz/60Hz	40W	2.3m	2500L/h	16/20/25mm	1.8m	0.7kg	115 × 75 × 96mm
YQP-3000	110V/220V/240V	50Hz/60Hz	55W	2.8m	3000L/h	16/20/25mm	1.8m	1.0kg	127 × 81 × 107mm
YQP-3500	110V/220V/240V	50Hz/60Hz	85W	3.4m	3500L/h	16/20/25mm	1.8m	1.5kg	153 × 98 × 126mm



Model	Voltage	Frequency	Power	H-max	Output	Hose adapter	Cable length	Weight	Dimensions(LxWxH)
XQP-300	110V/220V/240V	50Hz/60Hz	3W	0.7m	370L/h	12mm	1.5m	0.2kg	70 × 50 × 52mm
XQP-500	110V/220V/240V	50Hz/60Hz	6W	0.9m	500L/h	12mm	1.5m	0.25kg	75 × 58 × 64mm
XQP-1000	110V/220V/240V	50Hz/60Hz	15W	1.4m	1000L/h	16mm	1.5m	0.35kg	88 × 65 × 72mm
XQP-1500	110V/220V/240V	50Hz/60Hz	23W	1.8m	1500L/h	16mm	1.5m	0.5kg	98 × 73 × 78mm
XQP-2500	110V/220V/240V	50Hz/60Hz	40W	2.3m	2500L/h	16/20/25mm	1.8m	0.7kg	110 × 82 × 94mm
XQP-3000	110V/220V/240V	50Hz/60Hz	55W	2.8m	3000L/h	16/20/25mm	1.8m	1.0kg	124 × 92 × 104mm
XQP-3500	110V/220V/240V	50Hz/60Hz	85W	3.4m	3500L/h	16/20/25mm	1.8m	1.5kg	142 × 101 × 115mm



Model	Voltage	Frequency	Power	H-max	Output	Cable length	Weight	Dimensions(LxWxH)
YJP-230	110V/220V/240V	50Hz/60Hz	2.5W	0.5m	250L/h	1.5m	0.14kg	69 × 37 × 150~220mm
YJP-500	110V/220V/240V	50Hz/60Hz	6W	0.75m	600L/h	1.5m	0.26kg	95 × 46 × 180~260mm
YJP-700	110V/220V/240V	50Hz/60Hz	15W	1.2m	800L/h	1.5m	0.4kg	105 × 50 × 200~280mm
YJP-900	110V/220V/240V	50Hz/60Hz	20W	1.4m	1000L/h	1.5m	0.6kg	108 × 56 × 280~450mm
YJP-1100	110V/220V/240V	50Hz/60Hz	25W	1.6m	1200L/h	1.5m	0.65kg	114 × 61 × 300~490mm
YJP-1500	110V/220V/240V	50Hz/60Hz	30W	1.9m	1600L/h	1.8m	0.8kg	120 × 67 × 310~500mm

MULTI-FUNCTION SUBMERSIBLE PUMP



Model	Voltage	Frequency	Power	H-max	Output	Hose adapter	Cable length	Weight	Dimensions(LxWxH)
CQJ-500G	110V/220V/240V	50Hz/60Hz	2.5W	0.6m	350L/h	16mm	1.5m	0.18kg	80×42×78mm
CQJ-700G	110V/220V/240V	50Hz/60Hz	8W	0.7m	500L/h	16mm	1.5m	0.25kg	90×51×100mm
CQJ-900G	110V/220V/240V	50Hz/60Hz	12W	1.2m	900L/h	16mm	1.5m	0.5kg	95×58×110mm
CQJ-1200G	110V/220V/240V	50Hz/60Hz	20W	1.4m	1200L/h	16mm	1.5m	0.5kg	100×65×115mm
CQJ-1600G	110V/220V/240V	50Hz/60Hz	25W	1.5m	1600L/h	18mm	1.5m	0.7kg	145×57×225mm

Note: Can be matched with oil film processor, need additional purchase.

FREQUENCY VARIATION PUMP



YTP-2000



YTP-3000



YTP-4000



YTP-5000



YTP-6000



YTP-7000



YTP-8000



YTP-9000



YTP-10000



YTP-12000



YTP-14000



YTP-16000

Model	Voltage	Frequency	Power	H-max	Output	Hose adapter	Cable length	Weight	Dimensions(LxWxH)
YTP-2000	110V/220V/240V	50Hz/60Hz	10W	1.5m	2000L/h	20/25mm	1.8m	1.75kg	165×95×104mm
YTP-3000	110V/220V/240V	50Hz/60Hz	18W	2.5m	3000L/h	20/25mm	1.8m	1.75kg	165×95×104mm
YTP-4000	110V/220V/240V	50Hz/60Hz	25W	3.5m	4000L/h	20/25mm	2.5m	2.0kg	190×105×112mm
YTP-5000	110V/220V/240V	50Hz/60Hz	32W	4.0m	5000L/h	20/25mm	2.5m	2.0kg	190×105×112mm
YTP-6000	110V/220V/240V	50Hz/60Hz	38W	4.5m	6000L/h	20/25mm	2.5m	2.0kg	190×105×112mm
YTP-7000	110V/220V/240V	50Hz/60Hz	50W	4.8m	7000L/h	20/25/32/38mm	5m	2.5kg	205×116×136mm
YTP-8000	110V/220V/240V	50Hz/60Hz	60W	5.2m	8000L/h	20/25/32/38mm	5m	2.5kg	205×116×136mm
YTP-9000	110V/220V/240V	50Hz/60Hz	70W	5.4m	9000L/h	20/25/32/38mm	5m	2.5kg	205×116×136mm
YTP-10000	110V/220V/240V	50Hz/60Hz	80W	6.0m	10000L/h	20/25/32/38/45mm	5m	3.0kg	235×130×150mm
YTP-12000	110V/220V/240V	50Hz/60Hz	100W	6.5m	12000L/h	20/25/32/38/45mm	5m	3.0kg	235×130×150mm
YTP-14000	110V/220V/240V	50Hz/60Hz	120W	7.0m	14000L/h	20/25/32/38/45mm	5m	3.0kg	235×130×150mm
YTP-16000	110V/220V/240V	50Hz/60Hz	140W	7.5m	16000L/h	20/25/32/38/45mm	5m	3.0kg	235×130×150mm

DC BOTTOM SUCTION VARIABLE FREQUENCY PUMP



YHP-2000



YHP-3000



YHP-6000



YHP-10000

Model	Voltage	Power	H-max	Output	Hose adapter	Cable length	Weight	Dimensions(LxWxH)
YHP-2000	DC 24V	24W	3.0m	2000L/h	16/20mm	2.5m	1kg	78×78×130mm
YHP-3000	DC 24V	30W	4.0m	3500L/h	20/25/32mm	2.5m	1.3kg	88×88×140mm
YHP-6000	DC 24V	65W	4.8m	6000L/h	20/25/32mm	2.5m	2.1kg	100×100×160mm
YHP-10000	DC 24V	100W	5.2m	10000L/h	20/25/32mm	5m	3.1kg	120×120×195mm

DC FREQUENCY VARIATION PUMP



XDP-1000A



XDP-1500A



XDP-2000A



XDP-2500A



XDP-2000



XDP-2500



XDP-3500



XDP-4500



XDP-6000



XDP-7500

Model	Voltage	Power	H-max	Output	Hose adapter	Cable length	Weight	Dimensions(LxWxH)
XDP-1000A	DC 24V	12W	2.2m	1000L/h	12/16/20mm	2m	0.55kg	120×66×84mm
XDP-1500A	DC 24V	18W	2.7m	1500L/h	12/16/20mm	2m	0.55kg	120×66×84mm
XDP-2000A	DC 24V	24W	3.2m	2000L/h	12/16/20mm	2m	0.55kg	120×66×84mm
XDP-2500A	DC 24V	30W	4.2m	2500L/h	12/16/20mm	2m	0.55kg	120×66×84mm
XDP-2000	DC 24V	24W	3.2m	2000L/h	12/16/20mm	2.5m	0.55kg	120×66×84mm
XDP-2500	DC 24V	30W	4.2m	2500L/h	12/16/20mm	2.5m	0.55kg	120×66×84mm
XDP-3500	DC 24V	30W	3.5m	3500L/h	20/25/32mm	2.5m	1.1kg	135×76×95mm
XDP-4500	DC 24V	40W	5.0m	4200L/h	20/25/32mm	2.5m	1.1kg	135×76×95mm
XDP-6000	DC 24V	60W	5.0m	6000L/h	20/25/32mm	2.5m	1.9kg	155×86×106mm
XDP-7500	DC 24V	70W	6.2m	6800L/h	20/25/32mm	2.5m	1.9kg	155×86×106mm

MULTI-FUNCTION SUBMERSIBLE PUMP



JTP-1800



JTP-2800



JTP-3800



JTP-4800



JTP-5800



JTP-2000



JTP-2500



JTP-3000

Model	Voltage	Frequency	Power	H-max	Output	Hose adapter	Cable length	Weight	Dimensions(LxWxH)
JTP-1800	DC 12V/24V 110V/240V	50Hz/60Hz	11W	2.2m	1800L/h	20/25/32mm	2.5m	2kg	182×115×110mm
JTP-2800	DC 12V/24V 110V/240V	50Hz/60Hz	18W	3.0m	2800L/h	20/25/32mm	2.5m	2kg	182×115×110mm
JTP-3800	DC 12V/24V 110V/240V	50Hz/60Hz	25W	3.8m	3800L/h	20/25/32mm	2.5m	2kg	182×115×110mm
JTP-4800	DC 12V/24V 110V/240V	50Hz/60Hz	32W	4.5m	4800L/h	20/25/32mm	2.5m	2kg	182×115×110mm
JTP-5800	DC 12V/24V 110V/240V	50Hz/60Hz	38W	5.2m	5800L/h	20/25/32mm	2.5m	2kg	182×115×110mm
JTP-2000	110V/220V/240V	50Hz/60Hz	10W	1.6m	2000L/h	20/25mm	1.8m	1.6kg	159×99×104mm
JTP-2500	110V/220V/240V	50Hz/60Hz	18W	2.6m	2500L/h	20/25mm	1.8m	1.6kg	159×99×104mm
JTP-3000	110V/220V/240V	50Hz/60Hz	26W	3.6m	3000L/h	20/25mm	1.8m	1.6kg	159×99×104mm

FREQUENCY VARIATION PUMP



JTP-4000



JTP-5000



JTP-6000



JTP-7000



JTP-8000



JTP-9000



JTP-10000



JTP-12000



JTP-14000



JTP-16000

Model	Voltage	Frequency	Power	H-max	Output	Hose adapter	Cable length	Weight	Dimensions(LxWxH)
JTP-4000	110V/220V/240V	50Hz/60Hz	25W	3.2m	4000L/h	20/25/32/38mm	2.5m	2.5kg	190x123x137mm
JTP-5000	110V/220V/240V	50Hz/60Hz	30W	3.6m	5000L/h	20/25/32/38mm	2.5m	2.5kg	190x123x137mm
JTP-6000	110V/220V/240V	50Hz/60Hz	40W	4.0m	6000L/h	20/25/32/38mm	2.5m	2.5kg	190x123x137mm
JTP-7000	110V/220V/240V	50Hz/60Hz	50W	4.4m	7000L/h	20/25/32/38mm	5m	2.5kg	190x123x137mm
JTP-8000	110V/220V/240V	50Hz/60Hz	60W	4.8m	8000L/h	20/25/32/38mm	5m	2.5kg	190x123x137mm
JTP-9000	110V/220V/240V	50Hz/60Hz	70W	5.2m	9000L/h	20/25/32/38mm	5m	2.5kg	190x123x137mm
JTP-10000	110V/220V/240V	50Hz/60Hz	80W	6.0m	10000L/h	20/25/32/38mm	5m	3kg	228x142x148mm
JTP-12000	110V/220V/240V	50Hz/60Hz	100W	6.5m	12000L/h	20/25/32/38mm	5m	3kg	228x142x148mm
JTP-14000	110V/220V/240V	50Hz/60Hz	120W	7.0m	14000L/h	20/25/32/38mm	5m	3kg	228x142x148mm
JTP-16000	110V/220V/240V	50Hz/60Hz	140W	7.5m	16000L/h	20/25/32/38mm	5m	3kg	228x142x148mm



JTP-4000R



JTP-5000R



JTP-6000R



JTP-7000R



JTP-8000R



JTP-9000R



JTP-10000R



JTP-12000R



JTP-14000R



JTP-16000R

Model	Voltage	Frequency	Power	H-max	Output	Hose adapter	Cable length	Weight	Dimensions(LxWxH)
JTP-4000R	110V/220V/240V	50Hz/60Hz	25W	3.2m	4000L/h	20/25/32/38mm	2.5m	2.5kg	256×123×137mm
JTP-5000R	110V/220V/240V	50Hz/60Hz	30W	3.6m	5000L/h	20/25/32/38mm	2.5m	2.5kg	256×123×137mm
JTP-6000R	110V/220V/240V	50Hz/60Hz	40W	4.0m	6000L/h	20/25/32/38mm	2.5m	2.5kg	256×123×137mm
JTP-7000R	110V/220V/240V	50Hz/60Hz	50W	4.4m	7000L/h	20/25/32/38mm	5m	2.5kg	256×123×137mm
JTP-8000R	110V/220V/240V	50Hz/60Hz	60W	4.8m	8000L/h	20/25/32/38mm	5m	2.5kg	256×123×137mm
JTP-9000R	110V/220V/240V	50Hz/60Hz	70W	5.2m	9000L/h	20/25/32/38mm	5m	2.5kg	256×123×137mm
JTP-10000R	110V/220V/240V	50Hz/60Hz	80W	6.0m	10000L/h	20/25/32/38mm	5m	3kg	285×142×148mm
JTP-12000R	110V/220V/240V	50Hz/60Hz	100W	6.5m	12000L/h	20/25/32/38mm	5m	3kg	285×142×148mm
JTP-14000R	110V/220V/240V	50Hz/60Hz	120W	7.0m	14000L/h	20/25/32/38mm	5m	3kg	285×142×148mm
JTP-16000R	110V/220V/240V	50Hz/60Hz	140W	7.5m	16000L/h	20/25/32/38mm	5m	3kg	285×142×148mm

MULTI-FUNCTION SUBMERSIBLE PUMP



Model	Voltage	Frequency	Power	H-max	Output	Hose adapter	Cable length	Weight	Dimensions(LxWxH)
HQB-2000	110V/220V/240V	50Hz/60Hz	24W	1.8m	1400L/h	18mm	1.8m	0.8kg	120×95×90mm
HQB-2200	110V/220V/240V	50Hz/60Hz	40W	2.3m	1900L/h	18mm	3m	1.2kg	135×105×115mm
HQB-2500	110V/220V/240V	50Hz/60Hz	55W	2.5m	2000L/h	22/27mm	3m	1.2kg	153×105×125mm
HQB-3000	110V/220V/240V	50Hz/60Hz	60W	3.0m	2500L/h	22/27mm	3m	1.6kg	153×105×125mm
HQB-3500	110V/220V/240V	50Hz/60Hz	85W	3.5m	3000L/h	22/27mm	3m	1.25kg	153×105×125mm
HQB-4500	110V/220V/240V	50Hz/60Hz	100W	4.0m	4500L/h	22/27mm	3m	2.7kg	175×112×133mm
HQB-5000	110V/220V/240V	50Hz/60Hz	150W	5.0m	5500L/h	25/30mm	3m	2.8kg	175×112×133mm
HQB-5500	110V/220V/240V	50Hz/60Hz	200W	5.5m	6800L/h	25/30mm	3m	4.0kg	200×140×160mm



Model	Voltage	Frequency	Power	H-max	Output	Hose adapter	Cable length	Weight	Dimensions(LxWxH)
HJ-3500	110V/220V/240V	50Hz/60Hz	50W	2.5m	3500L/h	20/25mm	2.5m	1.3kg	190×130×128mm
HJ-5000	110V/220V/240V	50Hz/60Hz	65W	3.5m	5000L/h	20/25mm	2.5m	1.9kg	190×130×150mm
HQB-3900	110V/220V/240V	50Hz/60Hz	100W	4.0m	3500L/h	20/25mm	2.5m	2.8kg	175×145×170mm

FREQUENCY VARIATION PUMP



Model	Voltage	Power	H-max	Output	Hose adapter	Cable length	Weight	Dimensions(LxWxH)
CTB-2500	220-240V/50-60Hz	15W	2.5m	2500L/h	20/25mm	2.5m	1.5kg	155×90×127mm
CTB-3500	220-240V/50-60Hz	20W	3.0m	3500L/h	20/25mm	2.5m	1.5kg	155×90×127mm
CTB-4500	220-240V/50-60Hz	40W	4.5m	4500L/h	20/25mm	2.5m	1.5kg	155×90×127mm
CTB-5500	220-240V/50-60Hz	45W	4.0m	5500L/h	20/25/32mm	5m	2.5kg	178×103×151mm
CTB-6500	220-240V/50-60Hz	55W	4.8m	6200L/h	20/25/32mm	5m	2.5kg	178×103×151mm
CTB-7500	220-240V/50-60Hz	70W	5.6m	7000L/h	20/25/32mm	5m	2.5kg	178×103×151mm

FREQUENCY VARIATION PUMP



CTP-2200-3000



CTP-2800-5800



CTP-5000-8000



CTP-10000-16000



CTP-18000-20000

Model	Voltage	Power	H-max	Output	Hose adapter	Cable length	Weight	Dimensions(LxWxH)
CTP-2200	220-240V/50-60Hz	10W	2.0m	2200L/h	20/25mm	2.5m	1.4kg	154×102×123mm
CTP-3000	220-240V/50-60Hz	25W	3.5m	3000L/h	20/25mm	2.5m	1.4kg	154×102×123mm
CTP-2800	220-240V/50-60Hz	10W	2.0m	3000L/h	20/25/32mm	2.5m	1.7kg	172×113×127mm
CTP-3800	220-240V/50-60Hz	20W	2.8m	3600L/h	20/25/32mm	2.5m	1.7kg	172×113×127mm
CTP-4800	220-240V/50-60Hz	30W	4.0m	4500L/h	20/25/32mm	2.5m	1.7kg	172×113×127mm
CTP-5800	220-240V/50-60Hz	40W	4.8m	5200L/h	20/25/32mm	2.5m	1.7kg	172×113×127mm
CTP-5000	220-240V/50-60Hz	30W	3.3m	5000L/h	20/25/32mm	5m	2.3kg	188×131×149mm
CTP-6000	220-240V/50-60Hz	40W	4.2m	6000L/h	20/25/32mm	5m	2.3kg	188×131×149mm
CTP-7000	220-240V/50-60Hz	50W	4.6m	7000L/h	20/25/32mm	5m	2.3kg	188×131×149mm
CTP-8000	220-240V/50-60Hz	70W	5.6m	8000L/h	20/25/32mm	5m	2.3kg	188×131×149mm
CTP-10000	220-240V/50-60Hz	80W	6.0m	10000L/h	25/32/38/50mm	5m	3.7kg	208×138×158mm
CTP-12000	220-240V/50-60Hz	100W	6.5m	12000L/h	25/32/38/50mm	5m	3.7kg	208×138×158mm
CTP-14000	220-240V/50-60Hz	120W	7.0m	14000L/h	25/32/38/50mm	5m	3.7kg	208×138×158mm
CTP-16000	220-240V/50-60Hz	140W	7.5m	16000L/h	25/32/38/50mm	5m	3.7kg	208×138×158mm
CTP-18000	220-240V/50-60Hz	175W	8.5m	18000L/h	25/32/38/50mm	5m	4.2kg	228×150×178mm
CTP-20000	220-240V/50-60Hz	200W	10m	20000L/h	25/32/38/50mm	5m	4.2kg	228×150×178mm

AMPHIBIOUS ECO PUMP



STP-2800



STP-3800



STP-4800



STP-5800



STP-5000



STP-6000



STP-7000



STP-8000

Model	Voltage	Power	H-max	Output	Hose adapter	Cable length	Weight	Dimensions(LxWxH)
STP-2800	220-240V/50-60Hz	5W	2.0m	3000L/h	20/25/32mm	2.5m	1.7kg	168×95×164mm
STP-3800	220-240V/50-60Hz	20W	2.8m	3600L/h	20/25/32mm	2.5m	1.7kg	168×95×164mm
STP-4800	220-240V/50-60Hz	30W	4.0m	4500L/h	20/25/32mm	2.5m	1.7kg	168×95×164mm
STP-5800	220-240V/50-60Hz	40W	4.8m	5200L/h	20/25/32mm	2.5m	1.7kg	168×95×164mm
STP-5000	220-240V/50-60Hz	30W	3.3m	5000L/h	20/25/32mm	5m	2.3kg	187×110×187mm
STP-6000	220-240V/50-60Hz	40W	4.2m	6000L/h	20/25/32mm	5m	2.3kg	187×110×187mm
STP-7000	220-240V/50-60Hz	50W	4.6m	7000L/h	20/25/32mm	5m	2.3kg	187×110×187mm
STP-8000	220-240V/50-60Hz	70W	5.6m	8000L/h	20/25/32mm	5m	2.3kg	187×110×187mm

HIGH LIFT FREQUENCY VARIATION PUMP



Model	Voltage	Power	H-max	Output	Hose adapter	Cable length	Weight	Dimensions(LxWxH)
HCP-4000	220-240V/50-60Hz	20W	3.6m	4000L/h	20/25/32mm	2.5m	1.7kg	173×113×127mm
HCP-6000	220-240V/50-60Hz	36W	5.8m	5500L/h	20/25/32mm	2.5m	1.7kg	173×113×127mm
HCP-7000	220-240V/50-60Hz	50W	6.2m	6500L/h	20/25/32mm	5m	2.3kg	189×131×150mm
HCP-9000	220-240V/50-60Hz	70W	8.5m	7500L/h	20/25/32mm	5m	2.3kg	189×131×150mm
HCP-12000	220-240V/50-60Hz	120W	10m	8500L/h	25/32/38mm	5m	3.7kg	201×138×157mm
HCP-16000	220-240V/50-60Hz	140W	13m	10000L/h	25/32/38mm	5m	3.7kg	201×138×157mm
HCP-18000	220-240V/50-60Hz	175W	13m	11000L/h	25/32/38mm	5m	4.8kg	225×150×173mm
HCP-20000	220-240V/50-60Hz	200W	15m	13000L/h	25/32/38mm	5m	4.8kg	225×150×173mm

HIGH LIFT FREQUENCY VARIABLE SUBMERSIBLE PUMP



Model	Voltage	Frequency	Power	H-max	Output	Hose adapter	Cable length	Weight	Dimensions(LxWxH)
YQB-70W	110V/220V/240V	50Hz/60Hz	70W	8.5m	7500L/h	25/32/38mm	5m	2.4kg	187×112×158mm
YQB-140W	110V/220V/240V	50Hz/60Hz	140W	13m	10000L/h	25/32/38mm	5m	3.5kg	214×127×169mm
YQB-200W	110V/220V/240V	50Hz/60Hz	200W	15m	13000L/h	25/32/38mm	5m	4.5kg	221×150×178mm

FREQUENCY VARIATION PUMP



Model	Input voltage	Input voltage	Power	H-max	Output	Hose adapter	Cable length	Weight	Dimensions(LxWxH)
CDA-3500	AC100-240V 50Hz/60Hz	DC 24V	30W	3.5m	1000L/h	20/25/32mm	2.5m	1.7kg	147×77×90mm
CDA-5000	AC100-240V 50Hz/60Hz	DC 24V	40W	3.5m	2000L/h	20/25/32mm	2.5m	1.8kg	170×82×100mm
CDP-3500	AC100-240V 50Hz/60Hz	DC 24V	30W	3.5m	2500L/h	20/25/32mm	2.5m	1.1kg	147×77×90mm
CDP-6000	AC100-240V 50Hz/60Hz	DC 24V	60W	5.5m	2500L/h	20/25/32mm	2.5m	2.1kg	170×82×100mm
CDP-10000	AC100-240V 50Hz/60Hz	DC 24V	100W	6.0m	2500L/h	20/25/32/38/45mm	5m	3.1kg	202×97×121mm

MULTI-FUNCTION SUBMERSIBLE PUMP



Model	Voltage	Frequency	Power	H-max	Output	Hose adapter	Cable length	Weight	Dimensions(LxWxH)
YQB-4000	110V/220V/240V	50Hz/60Hz	100W	4m	3800L/h	23/26/30mm	3m	2.5kg	220×105×115mm
YQB-5000	110V/220V/240V	50Hz/60Hz	100W	4.1m	4500L/h	23/26/30mm	3m	2.5kg	220×105×115mm
YQB-6500	110V/220V/240V	50Hz/60Hz	150W	6.5m	7500L/h	20/25/32mm	3m	2.63kg	155×155×230mm
YQB-7500	110V/220V/240V	50Hz/60Hz	260W	7.5m	10000L/h	20/25/32mm	3m	4.55kg	287×128×157mm
YQB-8500	110V/220V/240V	50Hz/60Hz	280W	8.5m	10000L/h	20/25/32mm	3m	4.56kg	287×128×157mm
YQB-9500	110V/220V/240V	50Hz/60Hz	320W	9.5m	10000L/h	20/25/32mm	3m	4.57kg	287×128×157mm
YQB-14000	110V/220V/240V	50Hz/60Hz	420W	7.8m	20000L/h	20/25/32mm	3m	6.75kg	310×150×180mm
YQB-16000	110V/220V/240V	50Hz/60Hz	420W	12m	11000L/h	20/25/32mm	3m	6.78kg	310×150×180mm



Model	Voltage	Frequency	Power	H-max	Output	Hose adapter	Cable length	Weight	Dimensions(LxWxH)
YFB-2503/A	110V/220V/240V	50Hz/60Hz	55W	2.8m	2600L/h	φ26.5/φ23mm	3m	1.8/2kg	192×105×167mm
YFB-4503/A	110V/220V/240V	50Hz/60Hz	85W	3.7m	3000L/h	φ26.5/φ23mm	3m	1.8/2kg	192×105×167mm
YFB-5503/A	110V/220V/240V	50Hz/60Hz	110W	4.5m	4600L/h	φ30.5/φ26.5mm	3m	3/3.2kg	233×134×184mm
YFB-6503/A	110V/220V/240V	50Hz/60Hz	150W	5.3m	5800L/h	φ30.5/φ26.5mm	3m	3/3.2kg	233×134×184mm
YFB-7503/A	110V/220V/240V	50Hz/60Hz	220W	5.5m	7500L/h	φ30.5/φ26.5mm	3m	4/4.2kg	239×164×193mm

Note: A type with float switch.



Model	Voltage	Frequency	Power	H-max	Output	Hose adapter	Cable length	Weight	Dimensions(LxWxH)
HYL-2503/A	110V/220V/240V	50Hz/60Hz	55W	2.5m	2000L/h	23/26mm	3m	1.5kg	139×139×188mm
HYL-4503/A	110V/220V/240V	50Hz/60Hz	85W	3.5m	3000L/h	23/26mm	3m	1.5kg	139×139×188mm
HYL-5503/A	110V/220V/240V	50Hz/60Hz	100W	4.0m	4500L/h	23/26mm	3m	2.5kg	155×155×230mm
HYL-6503/A	110V/220V/240V	50Hz/60Hz	150W	5.0m	6000L/h	23/26mm	3m	2.5kg	155×155×230mm
HYL-7503/A	110V/220V/240V	50Hz/60Hz	220W	5.5m	7500L/h	22/32mm	3m	3.9kg	180×180×260mm

Note: A type with float switch.

FREQUENCY VARIATION PUMP



Model	Voltage	Power	H-max	Output	Hose adapter	Cable length	Weight	Dimensions(LxWxH)
CET-8000	220-240V/50-60Hz	18-80W	5.4m	8000L/h	20/25/32mm	2m/2m	3kg	192×106×123mm
CET-15000	220-240V/50-60Hz	37-180W	7.0m	15000L/h	25/32/38mm	5m/2m	4kg	210×120×139mm
CET-26000/A	220-240V/50-60Hz	330W	9.5m	26000L/h	32/38/50mm	10m/10m	8kg	463×176×224mm
CET-30000/A	220-240V/50-60Hz	400W	11m	28000L/h	32/38/50mm	10m/10m	8kg	463×176×224mm
CET-35000/A	220-240V/50-60Hz	450W	12m	32000L/h	32/38/50mm	10m/10m	8kg	463×176×224mm
CET-35000T	220-240V/50-60Hz	45W-450W	12m	32000L/h	32/38/50mm	10m/10m	9kg	463×176×224mm

Note: 35000T with controller.

MULTI-FUNCTION SUBMERSIBLE PUMP



Model	Voltage	Frequency	Power	H-max	Output	Hose adapter	Cable length	Weight	Dimensions(LxWxH)
JAP-6000	110V/220V/240V	50Hz/60Hz	140W	6.0m	6000L/h	38mm	5m	3.5kg	355×125×145mm
JAP-7500	110V/220V/240V	50Hz/60Hz	140W	5.0m	7500L/h	38mm	5m	3.5kg	355×125×145mm
JAP-8500	110V/220V/240V	50Hz/60Hz	230W	7.0m	8500L/h	38mm	5m	5kg	375×130×153mm
JAP-10000	110V/220V/240V	50Hz/60Hz	230W	6.0m	10000L/h	38mm	5m	5kg	375×130×153mm
JAP-13000	110V/220V/240V	50Hz/60Hz	400W	7.5m	13000L/h	20/25/32/38/45mm	5m	5.5kg	400×140×165mm
JAP-15000	110V/220V/240V	50Hz/60Hz	420W	7.0m	15000L/h	20/25/32/38/45mm	5m	5.5kg	400×140×165mm
JAP-18000	110V/220V/240V	50Hz/60Hz	420W	6.5m	18000L/h	20/25/32/38/45mm	5m	5.5kg	400×140×165mm



Model	Voltage	Frequency	Power	H-max	Output	Hose adapter	Cable length	Weight	Dimensions(LxWxH)
JAP-6000L	110V/220V/240V	50Hz/60Hz	140W	6.0m	6000L/h	38mm	5m	4kg	207×145×270mm
JAP-7500L	110V/220V/240V	50Hz/60Hz	140W	5.0m	7500L/h	38mm	5m	4kg	207×145×270mm
JAP-8500L	110V/220V/240V	50Hz/60Hz	230W	7.0m	8500L/h	38mm	5m	5kg	212×160×285mm
JAP-10000L	110V/220V/240V	50Hz/60Hz	230W	6.0m	10000L/h	38mm	5m	5kg	212×160×285mm
JAP-13000L	110V/220V/240V	50Hz/60Hz	400W	7.5m	13000L/h	20/25/32/38/45mm	5m	5.5kg	238×175×460mm
JAP-15000L	110V/220V/240V	50Hz/60Hz	420W	7.0m	15000L/h	20/25/32/38/45mm	5m	5.5kg	238×175×460mm
JAP-18000L	110V/220V/240V	50Hz/60Hz	420W	6.5m	18000L/h	20/25/32/38/45mm	5m	5.5kg	238×175×460mm

POND FILTRATION PUMP



Model	Voltage	Power	H-max	Output	Hose adapter	Cable length	Weight	Dimensions(LxWxH)
CMP-28000	220-240V/50Hz	580W	7.5m	28000L/h	38/50mm	10m	7kg	360×159×248mm

Vertical Bottom Suction Pump



Model	Voltage	Power	H-max	Output	Hose adapter	Cable length	Dimensions(LxWxH)
CLC-4500/P	220-240V/50Hz	80W	3.5m	4500L/h	20/25/32mm	5m	204×184×251mm
CLC-5500/P	220-240V/50Hz	110W	4.2m	5500L/h	20/25/32mm	5m	204×184×251mm
CLC-6500/P	220-240V/50Hz	145W	5.0m	6500L/h	20/25/32mm	5m	204×184×251mm
CLC-8000/P	220-240V/50Hz	175W	6.0m	6000L/h	20/25/32mm	5m	204×184×251mm

Note: Model P with Auto Start-Stop Function.



Model	Voltage	Power	H-max	Output	Hose adapter	Cable length	Dimensions(LxWxH)
CLS-5000/P	220-240V/50Hz	30W	3.6m	5000L/h	20/25/32mm	5m	204×184×251mm
CLS-7000/P	220-240V/50Hz	50W	4.4m	7000L/h	20/25/32mm	5m	204×184×251mm
CLS-9000/P	220-240V/50Hz	70W	5.2m	9000L/h	20/25/32mm	5m	204×184×251mm

Note: Model P with Auto Start-Stop Function.

POND PUMP



CLB-4500-8000



CLB-12000~15000



CLB-12000P~15000P



CLB-30000



CLB-30000P

Model	Voltage	Power	H-max	Output	Hose adapter	Cable length	Weight	H(mm)	W(mm)
CLB-4500	220-240V/50Hz	80W	3.5m	4500L/h	20/25/32mm	5m	2.5kg	232	185
CLB-5500	220-240V/50Hz	110W	4.2m	5500L/h	20/25/32mm	5m	2.5kg	232	185
CLB-6500	220-240V/50Hz	145W	5.0m	6500L/h	20/25/32mm	5m	2.5kg	232	185
CLB-8000	220-240V/50Hz	175W	6.0m	6000L/h	20/25/32mm	5m	2.5kg	232	185
CLB-12000/P	220-240V/50Hz	260W	7.0m	12000L/h	25/32/38/50mm	10m	5.2kg	250	222
CLB-15000/P	220-240V/50Hz	310W	8.0m	15000L/h	25/32/38/50mm	10m	5.2kg	250	222
CLB-30000/P	220-240V/50Hz	560W	9.0m	28000L/h	38/50mm	10m	6.5kg	332	248

Note: P style with float switch.



Model	Voltage	Power	H-max	Output	Hose adapter	Cable length	Weight	Dimensions(LxWxH)
CNP-7000	220-240V/50Hz	100W	6.5m	7000L/h	20/25/32mm	5m	3kg	159×159×224mm

VARIABLE FREQUENCY PIPELINE PUMP



CLG-26000



CLG-30000

Model	Voltage	Power	H-max	Output	PVC connection	Hose adapter	Cable length	Dimensions(LxWxH)
CLG-26000	220-240V/50-60Hz	300W	6.5m	22000L/h	φ50/75/110mm	38/50mm	10m	242×152×329mm
CLG-30000	220-240V/50-60Hz	400W	8.5m	25000L/h	φ50/75/110mm	38/50mm	10m	242×152×329mm

SELF-PRIMING PUMP



HLS-TS-900



HLS-TS-1100



HLS-TS-1500

Model	Voltage	Frequency	Power	H-max	Output	Tube diameter	Dimensions(LxWxH)
HLS-TS-900	110V/220V/380V	50Hz/60Hz	0.9kW	15m	300L/min	φ50mm	494×165×259mm
HLS-TS-1100	110V/220V/380V	50Hz/60Hz	1.1kW	21m	350L/min	φ50mm	494×165×259mm
HLS-TS-1500	110V/220V/380V	50Hz/60Hz	1.5kW	25m	400L/min	φ50mm	494×165×259mm



HZS-200



HZS-250



HZS-280



HZS-300



HZS-550



HZS-750



HZX-180



HZX-250

Model	Voltage	Frequency	Power	H-max	Output	Tube diameter	Cable length	Weight	Dimensions(LxWxH)
HZS-200	110V/220V/380V	50Hz/60Hz	200W	5.5m	5m ³ /h	φ32/φ38mm	1.5m	5.0kg	455×133×245mm
HZS-250	110V/220V/380V	50Hz/60Hz	250W	6.5m	7m ³ /h	φ32/φ38mm	1.5m	5.5kg	455×133×225mm
HZS-280	110V/220V/380V	50Hz/60Hz	220W	8.0m	8m ³ /h	φ32mm	1.5m	5.2kg	332×160×190mm
HZS-300	110V/220V/380V	50Hz/60Hz	300W	7.0m	8m ³ /h	φ32/φ38mm	1.5m	5.5kg	455×133×245mm
HZS-370	110V/220V/380V	50Hz/60Hz	370W	11.0m	10m ³ /h	φ50mm	1.5m	8.1kg	494×165×259mm
HZS-550	110V/220V/380V	50Hz/60Hz	550W	10.0m	13m ³ /h	φ50mm	1.5m	9.0kg	494×165×259mm
HZS-750	110V/220V/380V	50Hz/60Hz	750W	11.0m	14.5m ³ /h	φ50mm	1.5m	9.5kg	494×165×259mm
HZX-180	110V/220V/380V	50Hz/60Hz	180W	5.0m	8m ³ /h	φ50mm	1.5m	4.0kg	355×240×154mm
HZX-250	110V/220V/380V	50Hz/60Hz	250W	6.5m	10m ³ /h	φ50mm	1.5m	5.0kg	355×240×154mm



HLS-280



HLS-370



HLS-550



HLS-750



HLS-900

Model	Voltage	Frequency	Power	H-max	Output	Tube diameter	Cable length	Weight	Dimensions(LxWxH)
HLS-280	110V/220V/380V	50Hz/60Hz	0.28KW	7.0m	130L/min	φ32mm	1.5m	5.2kg	332×160×190mm
HLS-370	110V/220V/380V	50Hz/60Hz	0.37KW	9.0m	180L/min	φ50mm	1.5m	8.1kg	494×165×259mm
HLS-550	110V/220V/380V	50Hz/60Hz	0.55KW	10.0m	215L/min	φ50mm	1.5m	9.0kg	494×165×259mm
HLS-750	110V/220V/380V	50Hz/60Hz	0.75KW	11.0m	240L/min	φ50mm	1.5m	9.0kg	494×165×259mm
HLS-900	110V/220V/380V	50Hz/60Hz	0.9KW	13.0m	300L/min	φ50mm	1.5m	10.5kg	494×165×295mm

SELF-PRIMING PUMP



HLS-370-UP



HLS-550-UP



HLS-750-UP



HLS-900-UP

Model	Voltage	Frequency	Power	H-max	Output	Tube diameter	Dimensions(LxWxH)
HLS-370-UP	110V/220V/380V	50Hz/60Hz	0.37kW	11m	210L/min	φ50mm	494×165×259mm
HLS-550-UP	110V/220V/380V	50Hz/60Hz	0.55kW	12m	251L/min	φ50mm	494×165×259mm
HLS-750-UP	110V/220V/380V	50Hz/60Hz	0.75kW	13.5m	280L/min	φ50mm	494×165×259mm
HLS-900-UP	110V/220V/380V	50Hz/60Hz	0.9kW	16m	350L/min	φ50mm	494×165×259mm



HLK-370



HLK-550



HLK-750



HLK-900

Model	Voltage	Frequency	Power	H-max	Output	Tube diameter	Dimensions(LxWxH)
HLK-370	AC110V/220V/380V	50Hz/60Hz	0.37kW	8.5m	10m ³ /h	φ50mm	576×199×279mm
HLK-550	AC110V/220V/380V	50Hz/60Hz	0.55kW	9.5m	13.5m ³ /h	φ50mm	576×199×279mm
HLK-750	AC110V/220V/380V	50Hz/60Hz	0.75kW	10.0m	15m ³ /h	φ50mm	576×199×279mm
HLK-900	AC110V/220V/380V	50Hz/60Hz	0.90kW	12.0m	21m ³ /h	φ50mm	576×199×279mm



HL-150



HL-200



HL-300



HL-350



HL-400

Model	Voltage	Frequency	Power	H-max	Output	Tube diameter	Cable length	Weight	Dimensions(LxWxH)
HL-150	220V/380V	50Hz/60Hz	1.1KW/1.5HP	17.0m	460L/min	φ63/φ60mm	1.5m	18.4/18.2kg	610×275×335mm
HL-200	220V/380V	50Hz/60Hz	1.5KW/2.0HP	16.0m	530L/min	φ63/φ60mm	1.5m	19.6/17.9kg	610×275×335mm
HL-300	220V/380V	50Hz/60Hz	2.2KW/3.0HP	18.0m	585L/min	φ63/φ60mm	1.5m	21.7/19.5kg	610×275×335mm
HL-350	220V/380V	50Hz/60Hz	2.6KW/3.5HP	20.0m	650L/min	φ63/φ60mm	1.5m	23.1/21.7kg	630×275×335mm
HL-400	220V/380V	50Hz/60Hz	3.0KW/4.0HP	20.0m	680L/min	φ63/φ60mm	1.5m	21.5kg	630×275×335mm

SELF-PRIMING PUMP



HLB-100



HLB-150



HLB-200



TM HLB-300

Model	Voltage	Frequency	Power	H-max	Output	Tube diameter	Cable length	Weight	Dimensions(LxWxH)
HLB-100	220V/380V	50Hz/60Hz	0.75KW/1.0HP	8.0m	285L/min	φ50/φ48.5mm	1.5m	12.2kg	559×240×315mm
HLB-150	220V/380V	50Hz/60Hz	1.1KW/1.5HP	10.0m	360L/min	φ50/φ48.5mm	1.5m	14.6kg	559×240×315mm
HLB-200	220V/380V	50Hz/60Hz	1.5KW/2.0HP	12.0m	400L/min	φ50/φ48.5mm	1.5m	14.8kg	559×240×315mm
HLB-300	220V/380V	50Hz/60Hz	2.2KW/3.0HP	14.0m	430L/min	φ50/φ48.5mm	1.5m	15.8kg	559×240×315mm



HLX-150



HLX-200



HLX-300



HLX-350

Model	Voltage	Rared current	Power	Output	H-max	Inlet diameter	Outlet diameter	Rared speed	Dimensions(LxWxH)
HLX-150	220V/380V	6.3A	1100W	29m ³ /h	17.0m	φ63/φ60	φ63/φ60	2800r/min	460×275×301mm
HLX-200	220V/380V	7.4A	1500W	32m ³ /h	16.0m	φ63/φ60	φ63/φ60	2800r/min	460×275×301mm
HLX-300	220V/380V	9.5A	2200W	36m ³ /h	18.0m	φ63/φ60	φ63/φ60	2800r/min	460×275×301mm
HLX-350	220V/380V	12A	2600W	40m ³ /h	20.0m	φ63/φ60	φ63/φ60	2800r/min	1020×411×486mm

SELF-PRIMING PUMP



HLB-100



HLB-150



HLB-200



HLB-300

Model	Voltage	Frequency	Power	H-max	Output	Tube diameter	Cable length	Weight	Dimensions(LxWxH)
HLB-100	220V/380V	50Hz/60Hz	0.75KW/1.0HP	8.0m	285L/min	φ50/φ48.5mm	1.5m	12.2kg	559×240×315mm
HLB-150	220V/380V	50Hz/60Hz	1.1KW/1.5HP	10.0m	360L/min	φ50/φ48.5mm	1.5m	14.6kg	559×240×315mm
HLB-200	220V/380V	50Hz/60Hz	1.5KW/2.0HP	12.0m	400L/min	φ50/φ48.5mm	1.5m	14.8kg	559×240×315mm
HLB-300	220V/380V	50Hz/60Hz	2.2KW/3.0HP	14.0m	430L/min	φ50/φ48.5mm	1.5m	15.8kg	559×240×315mm



HLX-150



HLX-200



HLX-300



HLX-350

Model	Voltage	Rared current	Power	Output	H-max	Inlet diameter	Outlet diameter	Rared speed	Dimensions(LxWxH)
HLX-150	220V/380V	6.3A	1100W	29m ³ /h	17.0m	φ63/φ60	φ63/φ60	2800r/min	460×275×301mm
HLX-200	220V/380V	7.4A	1500W	32m ³ /h	16.0m	φ63/φ60	φ63/φ60	2800r/min	460×275×301mm
HLX-300	220V/380V	9.5A	2200W	36m ³ /h	18.0m	φ63/φ60	φ63/φ60	2800r/min	460×275×301mm
HLX-350	220V/380V	12A	2600W	40m ³ /h	20.0m	φ63/φ60	φ63/φ60	2800r/min	1020×411×486mm

SOLAR POOL PUMP



HLS-370/24



HLS-550/60



HLS-750/72

Model	Voltage	Solar panel	Power	Output	H-max	Maximum current	Controller temperature	Controller temperaturelength	Dimensions(LxWxH)
HLS-370/24	24V DC	2 solar panels 30V/250W in parallel	370W	10m ³ /h	10.0m	14.5A	90°C	50mm	505×165×259mm
HLS-550/60	60V DC	3 solar panels 30V/250W in series	550W	15m ³ /h	12.0m	9A	90°C	50mm	505×165×259mm
HLS-750/72	72V DC	4 solar panels 30V/250W in series	750W	16m ³ /h	13.0m	11.5A	90°C	50mm	505×165×259mm

FREQUENCY VARIATION PUMP



CLP-5000-9000



CLP-10000-20000



CLP-10000P-20000P



CLP-26000-30000



CLP-26000P-30000P

Model	Voltage	Power	H-max	Output	Hose adapter	Cable length	Weight	H(mm)	W(mm)
CLP-5000	220-240V/50-60Hz	30W	3.6m	5000L/h	20/25/32mm	5m	2.5kg	232	185
CLP-7000	220-240V/50-60Hz	50W	4.4m	7000L/h	20/25/32mm	5m	2.5kg	232	185
CLP-9000	220-240V/50-60Hz	70W	5.2m	9000L/h	20/25/32mm	5m	2.5kg	232	185
CLP-10000/P	220-240V/50-60Hz	80W	6.0m	10000L/h	25/32/38/50mm	10m	5kg	294	222
CLP-12000/P	220-240V/50-60Hz	100W	6.5m	12000L/h	25/32/38/50mm	10m	5kg	294	222
CLP-14000/P	220-240V/50-60Hz	120W	7.0m	14000L/h	25/32/38/50mm	10m	5kg	294	222
CLP-16000/P	220-240V/50-60Hz	140W	7.5m	16000L/h	25/32/38/50mm	10m	5kg	294	222
CLP-18000/P	220-240V/50-60Hz	175W	8.5m	18000L/h	25/32/38/50mm	10m	5kg	294	222
CLP-20000/P	220-240V/50-60Hz	200W	9.5m	20000L/h	25/32/38/50mm	10m	5kg	294	222
CLP-26000/P	220-240V/50-60Hz	280W	8.8m	25000L/h	38/50mm	10m	6.5kg	332	248
CLP-30000/P	220-240V/50-60Hz	380W	10.5m	30000L/h	38/50mm	10m	6.5kg	332	248

Note: P style with float switch.



CLT-8000



CLT-10000

Model	Voltage	Power	H-max	Output	Hose adapter	Cable length	Weight	H(mm)	W(mm)
CLT-8000	220-240V/50-60Hz	100W	4.5m	7500L/h	25/32/38mm	10m	5kg	236	285
CLT-10000	220-240V/50-60Hz	160W	7.0m	8500L/h	25/32/38mm	10m	5kg	236	285

AMPHIBIOUS PUMP



JEP-5000



JEP-8000



JEP-9000



JEP-10000



JEP-15000



JEP-20000

Model	Voltage	Frequency	Power	H-max	Output	Hose adapter	Cable length	Weight	Dimensions(LxWxH)
JEP-5000	110V/220V/240V	50Hz/60Hz	60W	3.0m	5000L/h	20/25mm	2.5m	2.5kg	265×115×130mm
JEP-8000	110V/220V/240V	50Hz/60Hz	90W	3.6m	8000L/h	20/25/38mm	2.5m	2.5kg	265×115×130mm
JEP-9000	110V/220V/240V	50Hz/60Hz	125W	4.5m	9000L/h	20/25/38mm	2.5m	3.0kg	270×123×140mm
JEP-10000	110V/220V/240V	50Hz/60Hz	155W	4.75m	10000L/h	20/25/38mm	2.5m	3.0kg	270×123×140mm
JEP-15000	110V/220V/240V	50Hz/60Hz	220W	5.2m	15000L/h	20/25/38mm	5m	5.0kg	320×120×160mm
JEP-20000	110V/220V/240V	50Hz/60Hz	330W	5.8m	20000L/h	38/45/50mm	5m	5.0kg	320×120×160mm

VARIATION PUMP



CEF-16000A



CEF-22000A



CEF-26000A~38000A



CEF-50000A



CEF-33000S~38000S



CEF-33000T~38000T



CEF-36000S~58000S



CEF-36000T~58000T

Model	Voltage	Power	H-max	Output	Hose adapter	Cable length	Dimensions(LxWxH)
CEF-16000A	220-240V/50-60Hz	75W	2.0m	16000L/h	φ110mm	10m	φ200×600mm
CEF-22000A	220-240V/50-60Hz	95W	2.6m	22000L/h	φ110mm	10m	φ200×600mm
CEF-26000A	220-240V/50-60Hz	135W	3.5m	26000L/h	φ110mm	10m	φ200×600mm
CEF-30000A	220-240V/50-60Hz	200W	4.0m	30000L/h	φ110mm	10m	φ200×600mm
CEF-38000A	220-240V/50-60Hz	230W	4.5m	35000L/h	φ110mm	10m	φ200×600mm
CEF-50000A	220-240V/50-60Hz	550W	5.5m	40000L/h	φ110mm	10m	φ200×630mm
CEF-16000S	220-240V/50-60Hz	75W	2.0m	18000L/h	φ110mm	10m	φ194×652mm
CEF-22000S	220-240V/50-60Hz	95W	3.0m	22000L/h	φ110mm	10m	φ194×652mm
CEF-22000T	220-240V/50-60Hz	25-95W	3.0m	22000L/h	φ110mm	10m	φ194×652mm
CEF-26000S	220-240V/50-60Hz	135W	3.5m	26000L/h	φ110mm	10m	φ194×652mm
CEF-33000S	220-240V/50-60Hz	180W	4.8m	33000L/h	φ110mm	10m	φ194×652mm
CEF-33000T	220-240V/50-60Hz	45-180W	4.8m	33000L/h	φ110mm	10m	φ194×652mm
CEF-38000S	220-240V/50-60Hz	205W	5.5m	38000L/h	φ110mm	10m	φ194×652mm
CEF-38000T	220-240V/50-60Hz	48-205W	5.5m	38000L/h	φ110mm	10m	φ194×652mm
CEF-36000S	220-240V/50-60Hz	150W	2.8m	36000L/h	φ110mm	10m	φ211×700mm
CEF-48000S	220-240V/50-60Hz	300W	4.7m	48000L/h	φ110mm	10m	φ211×700mm
CEF-58000S	220-240V/50-60Hz	450W	6.0m	58000L/h	φ110mm	10m	φ211×700mm
CEF-58000T	220-240V/50-60Hz	45-450W	6.0m	58000L/h	φ110mm	10m	φ211×700mm

Note: A type is plastic body. S type is stainless steel body. T type with controller.

VARIABLE FREQUENCY PIPELINE PUMP



Optional



COF-10000



COF-15000



COF-20000

Model	Voltage	Power	Air intake	Output	Diving depth	Inlet tube	Cable length	Dimensions(LxWxH)
COF-10000	220-240V/50Hz	100W	150L/min	45m ³ /h	0.3-0.7m	φ32mmx50cm(2)	10m	568×240×231mm
COF-15000	220-240V/50Hz	150W	250L/min	55m ³ /h	0.3-0.9m	φ32mmx50cm(2)	10m	568×240×231mm
COF-20000	220-240V/50Hz	220W	350L/min	70m ³ /h	0.3-1.2m	φ32mmx50cm(2)	10m	568×240×231mm

FREQUENCY VARIATION PUMP



CTF-2800~8000

CTF-10000~16000

CTF-17000~20000

CTF-2800B~8000B

CTF-10000B~16000B

CTF-17000B~20000B

Model	Voltage	Power	H-max	Output	Hose adapter	Cable length	Weight	Dimensions(LxWxH)
CTF-2800/2800B	220-240V/50-60Hz	10W	2.0m	3000L/h	25/32/38mm	10m	2.9kg	258×183×121/246×186×120mm
CTF-3800/3800B	220-240V/50-60Hz	20W	2.8m	3600L/h	25/32/38mm	10m	2.9kg	258×183×121/246×186×120mm
CTF-4800/4800B	220-240V/50-60Hz	30W	4.0m	4500L/h	25/32/38mm	10m	2.9kg	258×183×121/246×186×120mm
CTF-5800/5800B	220-240V/50-60Hz	40W	4.8m	5200L/h	25/32/38mm	10m	2.9kg	258×183×121/246×186×120mm
CTF-5000/5000B	220-240V/50-60Hz	30W	3.3m	5000L/h	25/32/38mm	10m	3.6kg	258×183×121/246×186×120mm
CTF-6000/6000B	220-240V/50-60Hz	40W	4.2m	6000L/h	25/32/38mm	10m	3.6kg	258×183×121/246×186×120mm
CTF-7000/7000B	220-240V/50-60Hz	50W	4.6m	7000L/h	25/32/38mm	10m	3.6kg	258×183×121/246×186×120mm
CTF-8000/8000B	220-240V/50-60Hz	70W	5.6m	8000L/h	25/32/38mm	10m	3.6kg	258×183×121/246×186×120mm
CTF-10000/10000B	220-240V/50-60Hz	80W	6.0m	10000L/h	25/32/38mm	10m	4.5kg	280×240×140/278×217×132mm
CTF-12000/12000B	220-240V/50-60Hz	100W	6.5m	12000L/h	25/32/38mm	10m	4.5kg	280×240×140/278×217×132mm
CTF-14000/14000B	220-240V/50-60Hz	120W	7.0m	14000L/h	25/32/38mm	10m	4.5kg	280×240×140/278×217×132mm
CTF-16000/16000B	220-240V/50-60Hz	140W	7.5m	16000L/h	25/32/38mm	10m	4.5kg	280×240×140/278×217×132mm
CTF-17000/17000B	220-240V/50-60Hz	120W	4.5m	17000L/h	25/32/38/50mm	10m	5.8kg	340×270×155/318×253×151mm
CTF-18000/18000B	220-240V/50-60Hz	150W	5.2m	18000L/h	25/32/38/50mm	10m	5.8kg	340×270×155/318×253×151mm
CTF-20000/20000B	220-240V/50-60Hz	180W	6.0m	20000L/h	25/32/38/50mm	10m	5.8kg	340×270×155/318×253×151mm

POND FILTRATION PUMP



CFP-900~3000

CFP-8000~10000

CFP-13000A

CFP-13000~18000

Model	Voltage	Power	H-max	Output	Hose adapter	Cable length	Weight	Dimensions(LxWxH)
CFP-900	220-240V/50Hz	20W	1.5m	900L/h	20/25/32mm	5m	0.45kg	203×214×103mm
CFP-1500	220-240V/50Hz	25W	1.8m	1500L/h	20/25/32mm	5m	0.6kg	203×214×103mm
CFP-2000	220-240V/50Hz	35W	2.0m	2000L/h	20/25/32mm	5m	1kg	203×214×103mm
CFP-2500	220-240V/50Hz	45W	2.7m	2500L/h	20/25/32mm	5m	1.1kg	203×214×103mm
CFP-3000	220-240V/50Hz	55W	3.0m	3000L/h	25/32/38mm	5m	1.6kg	203×214×103mm
CFP-8000	220-240V/50Hz	70W	3.2m	8000L/h	25/32/38mm	10m	3.5kg	310×300×150mm
CFP-9000	220-240V/50Hz	95W	3.6m	9000L/h	25/32/38mm	10m	3.7kg	310×300×150mm
CFP-10000	220-240V/50Hz	155W	5.0m	10000L/h	25/32/38mm	10m	4.0kg	310×300×150mm
CFP-13000/A	220-240V/50Hz	180W	5.2m	13000L/h	25/32/38/50mm	10m	5.5kg	353×315×170mm
CFP-15000/A	220-240V/50Hz	215W	5.8m	15000L/h	25/32/38/50mm	10m	5.5kg	353×315×170mm
CFP-18000/A	220-240V/50Hz	315W	6.2m	18000L/h	25/32/38/50mm	10m	5.5kg	353×315×170mm

AMPHIBIOUS ECO PUMP



CPP-5000~8000



CPP-5000F~8000F



CPP-10000~16000



CPP-10000F~16000F

Model	Voltage	Power	H-max	Output	Hose adapter	Cable length	Weight
CPP-5000/5000F	220-240V/50-60Hz	30W	3.3/3.7m	5000/3500L/h	20/25/32mm	5m	2.2/2.8kg
CPP-6000/6000F	220-240V/50-60Hz	40W	4.2/4.5m	6000/4000L/h	20/25/32mm	5m	2.2/2.8kg
CPP-7000/7000F	220-240V/50-60Hz	50W	4.6/5.3m	7000/4500L/h	20/25/32mm	5m	2.2/2.8kg
CPP-8000/8000F	220-240V/50-60Hz	70W	5.6/6.5m	8000/5000L/h	20/25/32mm	5m	2.2/2.8kg
CPP-10000/10000F	220-240V/50-60Hz	80W	6.0/7.0m	10000/7500L/h	25/32/38/50mm	5m	3.3kg
CPP-12000/12000F	220-240V/50-60Hz	100W	6.5/7.5m	12000/8000L/h	25/32/38/50mm	5m	3.3kg
CPP-14000/14000F	220-240V/50-60Hz	120W	7.0/8.0m	14000/8500L/h	25/32/38/50mm	5m	3.3kg
CPP-16000/16000F	220-240V/50-60Hz	140W	7.5/8.5m	16000/9000L/h	25/32/38/50mm	5m	3.3kg

FLOAT AERATION FOUNTAIN PUMP



COP-10000



COP-20000



COP-10000L



COP-20000L

Model	Voltage	Power	Output	Fountain height	Fountain diameter	Cable length	Size	LED(Voltage/Power/Color)
COP-10000	220-240V/50Hz	90W	20000L/h	1m	3m	10m	327×327×255mm	/
COP-20000	220-240V/50Hz	210W	40000L/h	1.5m	4.3m	10m	420×420×307mm	/
COP-10000L	220-240V/50Hz	90W	20000L/h	1m	3m	10m	327×327×255mm	12VDC/5W/Colorful
COP-20000L	220-240V/50Hz	210W	40000L/h	1.5m	4.3m	10m	420×420×307mm	12VDC/5W/Colorful

SOLAR FOUNTAIN PUMP



Type 1



Type 2

Model	Voltage	Power	H-max	Output	Cable length	Weight	Dimensions(LxWxH)
JSP-01	DC 7V	2.5W	0.5m	170L/h	1.5m	0.5kg	180×180×95mm

FREQUENCY VARIATION FOUNTAIN PUMP



STP-2803



STP-3803



STP-4803



STP-5803

Model	Voltage	Frequency	Power	H-max	Output	Hose adapter	Cable length	Weight	Dimensions(LxWxH)
STP-2803	110V/220V/240V	50Hz/60Hz	15W	2.0m	3000L/h	20/25/32mm	10m	2.6kg	168 × 95 × 499~654mm
STP-3803	110V/220V/240V	50Hz/60Hz	20W	2.8m	3600L/h	20/25/32mm	10m	2.6kg	168 × 95 × 499~654mm
STP-4803	110V/220V/240V	50Hz/60Hz	30W	4.0m	4500L/h	20/25/32mm	10m	2.6kg	168 × 95 × 499~654mm
STP-5803	110V/220V/240V	50Hz/60Hz	40W	4.8m	5200L/h	20/25/32mm	10m	2.6kg	168 × 95 × 499~654mm

SUBMERSIBLE FOUNTAIN PUMP



HQB-2503



HQB-3003



HQB-3503



HQB-4503



HQB-5003

Model	Voltage	Frequency	Power	H-max	Output	Cable length	Weight	Dimensions(LxWxH)
HQB-2503	110V/220V/240V	50Hz/60Hz	55W	2.5m	2000L/h	10m	1.4kg	153 × 105 × 490~620mm
HQB-3003	110V/220V/240V	50Hz/60Hz	60W	3.0m	2500L/h	10m	1.8kg	153 × 105 × 495~625mm
HQB-3503	110V/220V/240V	50Hz/60Hz	85W	3.5m	3000L/h	10m	1.45kg	153 × 105 × 490~620mm
HQB-4503	110V/220V/240V	50Hz/60Hz	100W	4.0m	4500L/h	10m	3.2kg	175 × 112 × 500~630mm
HQB-5003	110V/220V/240V	50Hz/60Hz	150W	5.0m	5500L/h	10m	3.3kg	175 × 112 × 500~630mm



XQP-500P



XQP-1000P



XQP-1500P

Model	Voltage	Frequency	Power	H-max	Output	Cable length	Weight	Dimensions(LxWxH)
XQP-500P	110V/220V/240V	50Hz/60Hz	6W	0.9m	500L/h	3m	0.56kg	127 × 58 × 380~470mm
XQP-1000P	110V/220V/240V	50Hz/60Hz	15W	1.4m	1000L/h	5m	0.75kg	147 × 65 × 385~475mm
XQP-1500P	110V/220V/240V	50Hz/60Hz	23W	1.8m	1500L/h	5m	0.87kg	167 × 73 × 390~480mm

SUBMERSIBLE FOUNTAIN PUMP



Model	Voltage	Frequency	Power	H-max	Output	Cable length	Weight	Dimensions(LxWxH)
HJ-743	110V/220V/240V	50Hz/60Hz	8W	1.0m	600L/h	7m	0.38kg	98×66×380-475mm
HJ-943	110V/220V/240V	50Hz/60Hz	16W	1.3m	800L/h	7m	0.65kg	108×73×390-485mm
HJ-1143	110V/220V/240V	50Hz/60Hz	22W	1.6m	1000L/h	7m	0.85kg	123×82×400-495mm
HJ-1543	110V/220V/240V	50Hz/60Hz	28W	2.0m	1400L/h	7m	1.2kg	138×98×460-590mm
HJ-1843	110V/220V/240V	50Hz/60Hz	40W	2.5m	1800L/h	7m	1.4kg	155×106×470-600mm
HJ-2043	110V/220V/240V	50Hz/60Hz	65W	3.0m	3000L/h	7m	2.0kg	178×115×480-610mm

SUBMERSIBLE FOUNTIN PUMP



Model	Voltage	Frequency	Power	H-max	Output	Hose adapter	Cable length	Weight	Dimensions(LxWxH)
HJ-602F	110V/220V/240V	50Hz/60Hz	8W	1.3m	600L/h	13/16mm	2m	0.44kg	218.5×79×107.5mm
HJ-902F	110V/220V/240V	50Hz/60Hz	20W	1.5m	900L/h	13/16mm	2m	0.6kg	287×89×117mm
HJ-1502F	110V/220V/240V	50Hz/60Hz	25W	1.8m	1500L/h	13/16/20mm	2m	0.8kg	273×96×132mm



FLOAT FOUNTAIN PUMP

CQB-2000LF

CQB-2000F

Model	Voltage	Frequency	Power	Output	Fountain diameter	Hose adapter	LED(Voltage/Power/Color)
CQB-2000LF	110V/220V/240V	50Hz/60Hz	35W	2300L/h	2.0m	20/25mm	12VDC/5W/Colorful
CQB-2000F	110V/220V/240V	50Hz/60Hz	35W	2300L/h	2.0m	20/25mm	/

FREQUENCY VARIATION FOUNTAIN PUMP



CTP-2803

CTP-3803

CTP-4803

CTP-5803

CTP-5003

CTP-6003

CTP-7003

CTP-8003

Model	Voltage	Power	H-max	Output	Hose adapter	Cable length	Weight	Dimensions(LxWxH)
CTP-2803	220-240V/50-60Hz	10W	2.0m	3000L/h	20/25/32mm	10m	2.7kg	172×121×632mm
CTP-3803	220-240V/50-60Hz	20W	2.8m	3600L/h	20/25/32mm	10m	2.7kg	172×121×632mm
CTP-4803	220-240V/50-60Hz	30W	4.0m	4500L/h	20/25/32mm	10m	2.7kg	172×121×632mm
CTP-5803	220-240V/50-60Hz	40W	4.8m	5200L/h	20/25/32mm	10m	2.7kg	172×121×632mm
CTP-5003	220-240V/50-60Hz	30W	3.3m	5000L/h	20/25/32mm	10m	3.0kg	188×136×645mm
CTP-6003	220-240V/50-60Hz	40W	4.2m	6000L/h	20/25/32mm	10m	3.0kg	188×136×645mm
CTP-7003	220-240V/50-60Hz	50W	4.6m	7000L/h	20/25/32mm	10m	3.0kg	188×136×645mm
CTP-8003	220-240V/50-60Hz	70W	5.6m	8000L/h	20/25/32mm	10m	3.0kg	188×136×645mm

UV-C FOUNTAIN PUMP



CUF-2505~6005

CUF-2500~6000

CUF-2511~6011

CUF-3800

CUF-5800

Model	Voltage	Power	Power of UV-C	Capacity	Output	H-max	Cable length	Weight	Dimensions(LxWxH)
CUF-2505	220-240V/50Hz	24W	5W	1500L	1000L/h	1.6m	10m	3.7kg	248×200×136mm
CUF-5005	220-240V/50Hz	38W	5W	2500L	2000L/h	2.0m	10m	4.0kg	248×200×136mm
CUF-6005	220-240V/50Hz	50W	5W	3500L	2500L/h	2.5m	10m	4.2kg	248×200×136mm
CUF-2500	220-240V/50Hz	28W	9W	2500L	1000L/h	1.6m	10m	4.7kg	316×251×135mm
CUF-5000	220-240V/50Hz	42W	9W	3500L	2000L/h	2.0m	10m	5.0kg	316×251×135mm
CUF-6000	220-240V/50Hz	54W	9W	4500L	2500L/h	2.5m	10m	5.2kg	316×251×135mm
CUF-2511	220-240V/50Hz	30W	11W	3000L	1000L/h	1.6m	10m	5.4kg	387×275×136mm
CUF-5011	220-240V/50Hz	45W	11W	4000L	2000L/h	2.0m	10m	5.7kg	387×275×136mm
CUF-6011	220-240V/50Hz	57W	11W	5000L	2500L/h	2.5m	10m	5.9kg	387×275×136mm
CUF-3800	220-240V/50Hz	35W	11W	6000L	3600L/h	2.8m	10m	6.5kg	350×310×198mm
CUF-5800	220-240V/50Hz	55W	11W	8000L	5200L/h	4.8m	10m	6.5kg	350×310×198mm

POND PUMP



Bottom suction cover can be customized
Suitable model: CQB-2000/2500



CQB-2000/2500



CQB-3000/4500/6500



CQB-2003/2503



CQB-3003/4503/6503

Model	Voltage	Power	H-max	Output	Hose adapter	Cable length	Weight	Dimensions(LxWxH)
CQB-2000	220-240V/50Hz	35W	2.0m	2300L/h	20/25mm	2.5m	1.1kg	193×101×152mm
CQB-2500	220-240V/50Hz	45W	2.5m	2700L/h	20/25mm	2.5m	1.2kg	193×101×152mm
CQB-3000	220-240V/50Hz	55W	3.0m	3000L/h	20/25/32mm	2.5m	1.9kg	215×150×175mm
CQB-4500	220-240V/50Hz	60W	3.3m	4700L/h	20/25/32mm	2.5m	2.0kg	215×150×175mm
CQB-6500	220-240V/50Hz	90W	4.0m	6200L/h	20/25/32mm	2.5m	2.0kg	215×150×175mm
CQB-2003	220-240V/50Hz	35W	2.0m	2300L/h	20/25mm	10m	2.0kg	193×99×99mm
CQB-2503	220-240V/50Hz	45W	2.5m	2700L/h	20/25mm	10m	2.2kg	193×99×99mm
CQB-3003	220-240V/50Hz	55W	3.0m	3000L/h	20/25/32mm	10m	2.4kg	215×150×175mm
CQB-4503	220-240V/50Hz	60W	3.3m	4700L/h	20/25/32mm	10m	2.5kg	215×150×175mm
CQB-6503	220-240V/50Hz	90W	4.0m	6200L/h	20/25/32mm	10m	2.5kg	215×150×175mm

FILTRA FOUNTAIN PUMP



CHP-1000



CHP-1500



CHP-2000



CHP-2500



CHP-3800



CHP-5800

Model	Voltage	Power	H-max	Output	Hose adapter	Cable length	Weight	Dimensions(LxWxH)
CHP-1000	220-240V/50Hz	20W	1.5m	1000L/h	13/16/20mm	5m	1.8kg	196×149×104mm
CHP-1500	220-240V/50Hz	25W	1.8m	1500L/h	13/16/20mm	5m	1.8kg	196×149×104mm
CHP-2000	220-240V/50Hz	35W	2.0m	2000L/h	13/16/20mm	5m	1.8kg	196×149×104mm
CHP-2500	220-240V/50Hz	45W	2.7m	2500L/h	13/16/20mm	5m	1.8kg	196×149×104mm
CHP-3800	220-240V/50Hz	20W	2.8m	3600L/h	20/25/32mm	10m	2.7kg	232×166×119mm
CHP-5800	220-240V/50Hz	40W	4.8m	5200L/h	20/25/32mm	10m	2.7kg	232×166×119mm

SUBMERSIBLE FILTRATION PUMP



CHJ-603/903



CHJ-1503



CHJ-2003/2503/3003



CHJ-4503/5003/6003

Model	Voltage	Power	H-max	Output	Nozzle	Cable length	Weight	Dimensions(LxWxH)
CHJ-603	220-240V/50Hz	8W	1.3m	600L/h	CFA-10	5m	0.5kg	216×66×85mm
CHJ-903	220-240V/50Hz	20W	1.5m	900L/h	CFA-13	5m	0.8kg	214×96×100mm
CHJ-1503	220-240V/50Hz	25W	1.8m	1500L/h	CFA-13	5m	1.7kg	229×71×100mm
CHJ-2003	220-240V/50Hz	35W	2.0m	2000L/h	CFA-11	5m	1.1kg	244×90×120mm
CHJ-2503	220-240V/50Hz	45W	2.7m	2500L/h	CFA-11	5m	1.2kg	244×90×120mm
CHJ-3003	220-240V/50Hz	55W	3.0m	3000L/h	CFA-11	5m	2.5kg	244×100×125mm
CHJ-4503	220-240V/50Hz	65W	3.2m	4500L/h	CFA-11	5m	3.0kg	272×120×150mm
CHJ-5003	220-240V/50Hz	80W	3.8m	5000L/h	CFA-11	5m	3.0kg	272×120×150mm
CHJ-6003	220-240V/50Hz	100W	4.0m	6000L/h	CFA-11	5m	3.3kg	283×120×150mm



JTP-1800RF-5800RF

JTP-4000RF-9000RF

Model	Voltage	Frequency	Power	H-max	Output	Cable length	Weight	Dimensions(LxWxH)
JTP-1800RF	110V/220V/240V	50Hz/60Hz	11W	2.2m	1800L/h	10m	3.0kg	182×115×470~600mm
JTP-2800RF	110V/220V/240V	50Hz/60Hz	18W	3.0m	2800L/h	10m	3.0kg	182×115×470~600mm
JTP-3800RF	110V/220V/240V	50Hz/60Hz	25W	3.8m	3800L/h	10m	3.0kg	182×115×470~600mm
JTP-4800RF	110V/220V/240V	50Hz/60Hz	32W	4.5m	4800L/h	10m	3.0kg	182×115×470~600mm
JTP-5800RF	110V/220V/240V	50Hz/60Hz	38W	5.2m	5800L/h	10m	3.0kg	182×115×470~600mm
JTP-4000RF	110V/220V/240V	50Hz/60Hz	25W	3.2m	4000L/h	10m	3.5kg	250×123×500~630mm
JTP-5000RF	110V/220V/240V	50Hz/60Hz	30W	3.6m	5000L/h	10m	3.5kg	250×123×500~630mm
JTP-6000RF	110V/220V/240V	50Hz/60Hz	40W	4.0m	6000L/h	10m	3.5kg	250×123×500~630mm
JTP-7000RF	110V/220V/240V	50Hz/60Hz	50W	4.4m	7000L/h	10m	3.5kg	250×123×500~630mm
JTP-8000RF	110V/220V/240V	50Hz/60Hz	60W	4.8m	8000L/h	10m	3.5kg	250×123×500~630mm
JTP-9000RF	110V/220V/240V	50Hz/60Hz	70W	5.2m	9000L/h	10m	3.5kg	250×123×500~630mm

SUBMERSIBLE FOUNTAIN PUMP



Model	Voltage	Power	H-max	Output	Cable length	Weight	Nozzle	Dimensions(LxWxH)
HJ-603	220-240V/50Hz	8W	1.3m	600L/h	5m	0.6kg	CFA-10	105×66×475mm
HJ-1103	220-240V/50Hz	20W	1.5m	900L/h	5m	0.8kg	CFA-13	105×77×485mm
HJ-1503	220-240V/50Hz	25W	1.8m	1500L/h	5m	0.9kg	CFA-13	150×85×490mm
HJ-2203	220-240V/50Hz	35W	2.0m	2000L/h	5m	1.2kg	CFA-11	160×90×615mm
HJ-2503	220-240V/50Hz	45W	2.7m	2500L/h	5m	1.2kg	CFA-11	160×90×615mm
HJ-3003	220-240V/50Hz	55W	3.0m	3000L/h	5m	2.6kg	CFA-11	180×100×620mm
HJ-4503	220-240V/50Hz	80W	3.8m	5000L/h	10m	3.1kg	CFA-11	210×120×640mm
HJ-5503	220-240V/50Hz	100W	4.0m	6000L/h	10m	3.2kg	CFA-11	210×120×640mm
HJ-6003	220-240V/50Hz	150W	5.0m	6800L/h	10m	3.3kg	CFA-11	221×120×640mm

POND SUBMERSIBLE PUMP



HPD-22000

HPD-28000

Model	Voltage	Frequency	Power	Output	H-max	Hose adapter	Cable length	Weight	Dimensions(LxWxH)
HPD-22000	110V/220V	50Hz/60Hz	400W	22000L/h	6.0m	20/25/32/38/45mm	5m	6.0kg	348×148×209mm
HPD-28000	110V/220V	50Hz/60Hz	580W	27000L/h	7.5m	20/25/32/38/45mm	5m	6.72kg	348×148×209mm



HTS-60-Z-12



HTS-60-Z-24

PURIFICATION TANK DC LIFTING WATER PUMP

Model	Voltage	Power	Output	H-max	Hose adapter	Weight	Dimensions(LxWxH)
HTS-60-Z-12	DC 12V	72W	2568L/h	4.0m	20mm	1.12kg	120×120×200.5mm
HTS-60-Z-24	DC 24V	72W	2568L/h	4.0m	20mm	1.12kg	120×120×200.5mm